



**MAGYAR  
TEREP-RALLYE**  
ORSZÁGOS BAJNOKSÁG 2025

14-16  
**AUGUST**  
2025



**SUPPLEMENTARY  
REGULATION**

**HunGarian Baja**.com

FIA European Cup for Cross-Country Bajas



AUTO-KERESKEDES.HU

FLOTTA

VHÍD

match sport

SMOOTH  
MEDIA

MVS  
MVSTORE.HU

FRT  
suspension

GarZone

symbol  
BRAND PROMOTION

garilla  
RACING

V



## INDEX

Art. 1.	Introduction .....	3
Art. 1.1	Preamble .....	3
Art. 1.3	Length of Selective Sections .....	3
Art. 1.4	Overall SS distance and total distance of the itinerary.....	3
For UP competitors: Reduced distance .....		3
Art. 1.5	Route Conditions (Selective Stages) .....	3
Art. 2.	Organisation .....	4
Art. 2.1	Championships and titles for which the Baja counts.....	4
Art. 2.2	Approvals.....	4
Art. 2.3	Organiser's name, address, and contact details .....	4
Art. 2.4	Organising Committee .....	4
Art. 2.5	Stewards of the Meeting.....	4
Art. 2.6	Senior Officials.....	4
Art. 2.7	Location of Rally HQ and contact details .....	4
Art. 3.	Programme in chronological order and locations.....	5
Art. 4.	Entries .....	6
Art. 4.1	Closing date for entries.....	6
Art. 4.2	Entry procedure .....	6
Art. 4.3	Number of competitors accepted and vehicle classes .....	7
Art. 4.4	Entry fees/ other fees.....	7
Art. 4.5	Payment .....	7
Art. 4.6	Entry fee refunds .....	8
Art. 5.	Insurance Cover .....	8
Art. 6.	Advertising and Identification .....	9
Art. 6.1	Obligatory organiser's advertising.....	9
Art. 7.	Tyres.....	10
Art. 8.	Fuel.....	10
Art. 9.	Administrative checks .....	10
Art. 9.1	Documents to be presented:.....	10
Art. 9.2	Timetable.....	11
Art. 10.	Scrutineering, Sealing and Marking.....	11
Art. 10.3	Installation of the GPS Navigation and Safety Tracking System .....	11
Art. 10.4	On-Board Cameras .....	11
Art. 11.	Other procedures and regulations .....	12
Art. 11.1	Drivers Briefing .....	12
Art. 11.2	Start Area .....	12
Art. 11.3.	Ceremonial start procedures and order .....	12
Art. 11.4	Electronic start procedure at Selective Sections .....	12
Art. 11.5	Prologue.....	12
Art. 11.6	Finish Procedures .....	12

Art. 11.7 Permitted early check-in.....	12
Art. 11.8 Official time used during the event. ....	12
Art. 11.9 Road Books delivery .....	12
Art. 11.10 Servicing of vehicles.....	13
<i>To do so, the support of team members is allowed .....</i>	<i>13</i>
Art. 12. Identification of officials.....	14
Art. 13. Penalties / Classification.....	14
Art. 14. Prizes.....	14
Art. 15. Final checks / Protests / Appeals.....	14
Art. 15.1 Final Checks.....	14
Art.15.2 Protest deposit.....	14
Art. 15.3 Appeal deposit .....	15
Art. 15.4 Fines .....	15
 Appendix 1	 Organiser's additional information
Appendix 2	Itinerary
Appendix 3	Names and photographs of the Competitors Relation officer(s) and their schedules
Appendix 4	Decals and positioning of supplementary advertising
Appendix 5	Extracts from from HUNGARIAN CCRC ANNEX VIII. – COMPETITORS' EQUIPMENT
Appendix 6	Instruction for the use of the GPS Tracking System

## Art. 1. Introduction

Name of the event: HunGarian Baja

Date of the event: 14-16.August 2025

### Art. 1.1 Preamble

This event will be run in compliance with the FIA International Sporting Code (ISC) including appendices, the General Prescriptions applicable for all FIA Championships, the FIA Cross-Country Rally Sporting Regulations including appendices, the WADA/NADA Codes, and the FIA Anti-Doping Regulations, as amended from time to time. The National Road Traffic Regulations of the countries the event passes shall apply. Unless provided otherwise by these Supplementary Regulations, the provisions of the above Rules and Regulations shall apply.

Any modifications, amendments and/or additions to the Rules and Regulations shall be made in the form of numbered and dated bulletins. All FIA regulations can be found at <https://www.fia.com/regulations>.

The various documents will be written in Hungarian and English. In case of any discrepancy the Hungarian text will be binding.

### Art. 1.2 Main Locations

<b>REGISTRATION</b>	GÁL GYULA SPORTS HALL Várpalota Fehérvári Str.9	N 47°11'59.4132" E 18°8'48.7926"
<b>SERVICE PARC</b>	1. TESCO (grass surface) 8100. Várpalota, Fehérvári str. 17. 2. GÁL GYULA SPORTS HALL Várpalota Fehérvári Str.9	N47°12'00 E18°09'08 N 47°11'59.4132" E 18°8'48.7926"
<b>RALLY OFFICE / HQ</b>	THURY CASTLE 8100. Várpalota, Hunyadi Mátyás Square 1.	N47°12'05 E18°08'20
<b>SCRUTINEERING</b>	THURY CASTLE 8100. Várpalota, Hunyadi Mátyás Square 1	N47°12'05 E18°08'20
<b>PARC FERMÉ</b>	VÁRPALOTA FŐTÉR 8100. Várpalota, Szabadság Square	N47°11'58 E18°08'26

### Art. 1.3 Length of Selective Sections

Stage 1: 60,54 km

Stage 2: 265,30 km

**TOTAL** 325,84 km

### Art. 1.4 Overall SS distance and total distance of the itinerary

Number of Stages 2

Number of Sections 3

Number of Selective Sections Pr +3

Total distance of the itinerary 404,93 km

**For UP competitors:** Reduced distance

### Art. 1.5 Route Conditions (Selective Stages)

Stage 1: Safety Type Track

Stage 2: Safety Type Track

Gravel/dirt tracks 100 %

## Art. 2. Organisation

### Art. 2.1 Championships and titles for which the Baja counts

FIA European Cup for Cross-Country Bajas

M1Flotta Hungarian Cross-Country Rally Championship

### Art. 2.2 Approvals

Visa No.: K-0601

Approved on: 11.07.2025

### Art. 2.3 Organiser's name, address, and contact details

Organiser:	Garilla Racing Kft.	Co-Organiser: Garzone s.r.o
Organiser's representative:	Garamvölgyi Zoltán	
Street	Házgyári str.1.	Vel'koblahovská 75/39
Post code/city:	8200 Veszprém, HU	929 01 / Dunajská Streda, SK
Phone / E-mail	+36 30 7914270, info@garzoneracing.com	

### Art. 2.4 Organising Committee

Organising Committee: Zoltán GARAMVÖLGYI - President  
Márta CAMPANARI-TALABÉR – Mayor of Várpalota  
László POLGÁR  
Zsófia CSÖVÁRI

### Art. 2.5 Stewards of the Meeting

	Név
Stewards of the Meeting (Chairman):	Péter FALUVÉGI
ASN Steward	Attila VINOCZAI
ASN Steward	György SELMECZI

### Art. 2.6 Senior Officials

	Name
Event Director:	Zoltán GARAMVÖLGYI
Clerk of the Course:	Dávid MAJOR
Deputy Clerk of the Course:	László POLGÁR
Secretary of the Event:	Julianna TÖRÖK
Chief Safety Officer:	László BALOGH
Deputy Chief Safety Officer:	Attila MÓNI
Technical Steward	Szabolcs Solti
Scrutineer (Chief Scrutineer):	Tibor SZABADOS
Chief Medical Officer (CMO):	Dr. Zoltán PÁLL
Timekeeping (Chief Timekeeper):	Csaba GLÜCK - CHRONOMOTO
Competitors' Relations Officer (CRO):	István MÁTRAI
Competitors' Relations Officer (CRO):	Benett ILLÉS
Press Officer:	Réka ERŐS
Environmental Officer:	Ferenc SCHEIBENHOFFER

### Art. 2.7 Location of Rally HQ and contact details

Name: Thury Castle  
Street: Hunyadi Mátyás Tér 1.  
Post code, city: 8100, Várpalota  
Phone and fax: (06 88) 472 305  
E-mail: [info@hungarianbaja.com](mailto:info@hungarianbaja.com)

Rally HQ in operation: from Thursday 14.August 12:00 to Saturday 16.August. 20:30  
Service parc in operation: from Thursday 14.August 12:00 to Saturday 16 August 20:30  
Digital Notice Board (DNB): Sportity – Password: HGB25\_MNASZ



On PC: [https://webapp.sportity.com/event/HGB25\\_MNASZ/4e4690ec-6534-470b-be1c-a741a23ef732](https://webapp.sportity.com/event/HGB25_MNASZ/4e4690ec-6534-470b-be1c-a741a23ef732)

### Art. 3. Programme in chronological order and locations

Before the Event			
	Time:		Location:
05.06.2025	14:00	Issuing of Rally Guide	www.hungarianbaja.com Sportity
10.06.2025	14:00	Publishing of the supplementary regulations	Sportity
10.06.2025	14:00	Entries open	www.hungarianbaja.com
08.07.2025	24:00	Closure date of entries at reduced fees	
31.07.2025	24:00	Closure date of entries Closing date for order of extra service in SP Closing date for shakedown registration	
06.08.2025	14:00	Publication date of entry list	
Digital Notice Board			
Thursday 14 August 2025			
12:00-19:30	Opening / Closing of H.Q. and Baja Secretariat		Thury Castle, Várpalota
13:00-19:00	Opening / Closing of Media Centre / Accreditation		Thury Castle, Várpalota
12:00-19:00	Registration, Check List and Service Plate delivery		Gál Gyula Sporthall Várpalota Fehérvári Str.9
12:30-19:00	Collection of rally safety tracking system and NAV-GPS Administrative checks		Thury Castle, Várpalota
13:00-19:30	Scrutineering – sealing & marking of components		Thury Castle, Várpalota
Friday 15 August 2025			
07:45-21:30	Opening / Closing of H.Q. and Baja Secretariat		Thury Castle, Várpalota
08:00-21:00	Opening / Closing of Media Centre		Thury Castle, Várpalota
08:00	Re-scrutineering for car which did not pass		Thury Castle, Várpalota

08:00-13:00	Shakedown	Várpalota, according to Shakedown Road Book
11:00-13:30	Parc Fermé	VÁRPALOTA FŐTÉR Szabadság Square
13:30-14:00	Press Conference	Thury Castle, Várpalota
14:00	Team managers and/or Drivers' briefing	Thury Castle, Várpalota
14:00	Publication of start list for Prologue	Digital Notice Board
15:00	Start of the Rally – Prologue (TCP0)	VÁRPALOTA FŐTÉR Szabadság Square
16:00	Publication of the Prologue provisional classification	Digital Notice Board
17:00	Publication of start list for Stage 1 Section1	Digital Notice Board
17:05	Start Stage1 Section1	VÁRPALOTA FŐTÉR Szabadság Square
20:00	Finish of Stage 1, Section1 (estimated time of 1 <sup>st</sup> car)	VÁRPALOTA FŐTÉR Szabadság Square
20:15	Publication of start list for Ceremonial Start	Digital Notice Board
20:30	Ceremonial Start	VÁRPALOTA FŐTÉR Szabadság Square
21:30	Publication of start list for Stage 2, Section2	Digital Notice Board
<b>Saturday 16 August 2025</b>		
07:30-20:30	Opening / Closing of H.Q. and Baja Secretariat	Thury Castle, Várpalota
08:00-21:00	Opening / Closing of Media Centre	Thury Castle, Várpalota
07:00	Re-scrutineering, cars to re-start after retirement	Parc Fermé
08:00	Start of Stage 2, Section2	Parc Fermé
16:00	Finish of Stage 2 (estimated time of 1 <sup>st</sup> car)	Parc Fermé
	Final scrutineering; Immediate after arrival in the finish (following the marshals' instructions)	Thury Castle, Várpalota
18:30	Publication of Provisional Classifications (overall and by groups)	Digital Notice Board
19:00	Publication of Final Classifications After the Stewards have declared the Classification final.	Digital Notice Board
19:00	Podiums Ceremony / Prize giving	VÁRPALOTA FŐTÉR Szabadság Square

## **Art. 4. Entries**

### **Art. 4.1 Closing date for entries**

See programme in chronological order (SR Art. 3) and FIA CCRSR Art. 17

### **Art. 4.2 Entry procedure**

Entries must be submitted in accordance with the FIA CCRSR Art. 16 – Art. 18.

See also FIA International Sporting Code Art. 3.8 – Art. 3.14

Entries can be submitted on the Organisers' website [www.hungarianbaja.com](http://www.hungarianbaja.com). The entry fee must be credited in full to the organiser's bank account.

**Documents to be submitted and received by Organizers by email: [julianna@hungarianbaja.com](mailto:julianna@hungarianbaja.com), not later than Thursday 31 July 2025:**

1. Competitors' licence
2. Driver's and navigator's competition licences (if one of the drivers should be the competitor, he must also hold a competitors' licence)
3. Driver's and navigator's ID cards/passports
4. Driver's and navigator's valid driving licences valid for the vehicle entered.
5. ASN authorisation / Starting Permission for foreign competitors (if required)

6. Car registration papers
7. FIA Technical Passport (first page TT-XX-XXX) or ASN Passport for competitors with foreign licences of competition vehicle
8. Competing vehicle's insurance cover
9. Authorization from the vehicle's owner (if owner is different than the driver)
10. Copy of Entry Fee payment

#### Art. 4.3 Number of competitors accepted and vehicle classes

##### Art. 4.3.1 The number of competitors must be a minimum of 20 vehicles

##### Art. 4.3.2 Eligible cars

ULT, STK, CHG, SSV, T4Nat, TH, TRK, UP

#### Art. 4.4 Entry fees/ other fees

<b>M1Flotta Hungarian Championship</b> With organiser's optional advertising:	<b>up to 08.07.2025</b>	<b>up to 31.07.2025</b>
ULT, STK, CHG, SSV, T4Nat, TH	900 €	1050 €
TRK	2400 €	2400 €
UP	650 €	750 €
<b>FIA Baja EU Cup + M1Flotta Hungarian Cross-Country Championship</b>	<b>up to 08.07.2025</b>	<b>up to 31.07.2025</b>
ULT, STK, CHG, SSV	2400 €	2750 €

Without organiser's optional advertising: +60%

Each team is entitled to **1 service plate free of charge**, which includes **50 m<sup>2</sup>** of space.

#### Additional fees:

EUR 30	Service plate (up to 3,5T)
EUR 60	Truck plate (above 3,5T)
EUR 30	Additional service area (50m <sup>2</sup> )
EUR 200	Shakedown
EUR 130	Waterproof Road Book

Additional vehicles may only enter the service park with a **service sticker**.

The fee is **€60 for trucks** and **€30 for all other vehicles**.

**Requests** for additional service plates and service area must be indicated on the **Entry Form**.

**Service stickers** will be handed out at the **Registration tent** and will be **checked in** the service park.

#### To be paid at the administrative check:

EUR 400	Nav GPS + Tracking System <b>Deposit</b>
EUR 100	Service park <b>environmental Deposit</b>

#### Art. 4.5 Payment

Any entry not accompanied by the entry fee shall be, according to Art. 3.9.3 of FIA International Sporting Code, null and void. The entry fee shall be paid only by bank transfer to the account indicated below and adequate proof of payment (copy of bank transfer) must be attached to the entry form:

**ALL BANK CHARGES & EXPENSES MUST BE PAID BY THE SENDER UPON TRANSFER.**

Organiser's bank details in EURO (€):



**BENEFICIARY:** Garzone s.r.o

**ADDRESS:** Slovakia, 929 01 Dunajská Streda, str.Veľkobláhovská 75/39

**BANK:** Slovenská Sporiteľna, a.s, Slovakia

**IBAN:** SK26 0900 0000 0050 6347 6359

**BIC:** GIBASKBX

Organiser's bank details in Hungarian FORINT (HUF):

**BENEFICIARY:** Garilla Racing Kft.

**ADDRESS:** Hungary, 8200 Veszprém, Házgyári str.1,

**BANK:** MBH Bank, Hungary

**IBAN:** HU79 10300002-13094143-00014903

**BIC:** MKKBHUHB

#### **Art. 4.6 Entry fee refunds**

The entry fee shall be refunded in full:

- if the event does not take place
- to teams whose entry application is rejected.

The organiser may partially refund entry fees if a competitor cannot take part in the event due to a duly proved case of force majeure. The Organiser reserves the right to accept or reject the refund request. If so, subject to the written request reaching the organizer by email at [info@hungarianbaja.com](mailto:info@hungarianbaja.com), the refund will be:

- 50 % refund for requests received until 7 days before administrative checks
- 0% refund for requests received less than 7 days before administrative checks

#### **Art. 5. Insurance Cover**

Entry fee includes a premium for Third Party liability insurance towards third parties during participation in Hungarian Baja.

Name of the insurance company: SRC SPECIAL RISK CONSORTIUM GMBH, Kuniberts kloster 7-9, D 50668 KÖLN.

The limit of the responsibility is 7.500.000 Eur.

- Competitors must bear in mind that Third Party insurance policy, taken out by the Organizer, covers only damage caused to third parties. Any injury caused by competitors to themselves, injuries and damages caused by competitor to other competitor or damage to vehicles participating in the Baja are not covered by the Third Party insurance policy. The organization declines all and any responsibility in the event of theft or damage to equipment within the various structures of the organization even during hours of security services.
- Competitors are free to take out a convenient and individual personal accident insurance on their own, in addition to the aforementioned Third Party liability insurance. In any case, all competitors must have Personal Accident insurance cover that includes a clause for repatriation expenses.
- Service vehicles, even those having special marks issued by the Organizer, will not be treated as official Baja participants. Therefore, they are not covered with the Rally Third Party insurance policy and are subject to the owner's exclusive liability. Hungarian Law obliges any vehicle driven in Hungary to have its own Third Party Liability insurance regardless any additional insurance may be provided by the Organizer.
- Organizer shall not be liable for any damage or accident caused to the competitors and their vehicles during the whole event, in the case of catastrophe, riots, demonstrations, vandalism, pandemic, etc. The competitors and crew members must bear all consequences (damages, fines and penalties) of any such incident. The Organizers shall not be liable for any law infringement.

- Third Party liability insurance cover will come into effect from the time of Private Tests and/or Administrative checking and/or scrutineering opening time and will end upon the expiry of one of the following time limits, whichever is the later:
  - time limit for protests or appeals or the end of any hearing by the Stewards,
  - end of the prize giving ceremony
- Insurance coverage for vehicles that have retired or been disqualified: This policy covers only the official route of the rally, as indicated by the organiser. Vehicles that have retired or been disqualified will continue to be covered, provided that they proceed to the finish control of the rally via the most direct route from the location where they retired or were disqualified.
- In case of accident with bodily injuries or property damages, competitors and drivers exempt FIA, ASN, event Organizers, Members of Organization Committee, from any liability and waive any right to claim from them any compensation or to bring claim against them to Civil or Criminal courts of justice in any country.
- Third party liability insurance is in force in Road Sections (Liaisons) under the assumption that competitors must fully comply with the Hungarian Traffic Law, i.e. speed limit signs, traffic signs, etc.

## Art. 6. Advertising and Identification

See Appendix 5 of these SR “Decals and positioning of supplementary advertising”.

The organiser will provide each crew with the advertising and identification panels, which must be affixed to their vehicles in the stated positions prior to scrutineering. No modifications to the panels are allowed. However, they may be cut out if the shape of the bodywork does not allow the panels to be affixed in one piece.

### Art. 6.1 Obligatory organiser’s advertising

Rally plate:



VÁRPALOTA: institutional advertising  
GARILLA RACING: logo of the Organizer

Size of rally plates (width x height):

- General: 43 x 21cm
- Groups Challenger/SSV front plate: 19 x 18cm

The rally plate must be affixed, parallel to the wheel axle, to the rear of the Vehicle. The rally plate shall incorporate the Competitor’s race number and may include advertising.

Size of race number panels (width x height):

- Groups Ultimate, TRK (except class T1.2/Stock): 42 x 44cm
- Groups CHG, SSV, T4Nat : 30 x 31cm



VÁRPALOTA: institutional advertising  
THURY VÁR: institutional advertising

This banner, which may incorporate the Competitor's race number, must be affixed to the upper part of the windscreen. No other advertising sticker may be affixed under it.  
Size of windscreen band (width x height): 110 x 10cm

## Art. 6.2 Optional organiser's advertising

Additional organiser's advertising:

The exact advertising brand names and the actual panel will be published with bulletin before the Administrative Check

Spaces on the vehicle that must be kept free:

Size of **optional advertising panels** (width x height):

ULT: 42x44cm (except T1.2 category: 36x36cm)

CHG, SSV, T4Nat: 30x31cm

**Spaces on the vehicle that must be kept free for:**

- 1 sticker Scrutineering OK (on Driver's side)
- 1 sticker Emergency in the cockpits' dashboard visible by both crew members
- 2 stickers Emergency (both sides of the vehicle and as close as possible to the upper part of doors)

Scrutineering OK  
12x8cm



Emergency Dashboard  
12x8cm



Emergency near each side door  
10x17cm



## Art. 7. Tyres

See Art. 10 of the FIA CCRS

## Art. 8. Fuel

Refuelling is permitted only in commercial fuel stations using fuel on sale to the public. Only the crew may carry out this procedure. Refuelling stations authorised will be indicated in the Road Book with "FUEL STATION". All type of fuel must follow Appendix J Art. 252.9. (Art. 57 of the FIA CCRS).

## Art. 9. Administrative checks

Before Administrative Check, each team must go to Registration (Gál Gyula Sports Hall, Fehérvári str.9), where the Checklist and Service Plates will be provided.

### Art. 9.1 Documents to be presented:

To keep the time required for the administrative checks to the necessary minimum, make sure to bring and present the following documents:

- Competitors' licence
- Driver's and navigator's competition licences (if one of the drivers should be the competitor, he must also hold a competitors' licence)
- Driver's and navigator's ID cards/passports
- Driver's and navigator's valid driving licences valid for the vehicle entered.
- ASN authorisation for foreign competitors (if required)
- Car registration papers
- Competing vehicle's insurance cover
- Authorization from the owner (if the latter is not member of the crew)
- Completion of all details on the entry form

## **Art. 9.2 Timetable**

See programme (SR Art. 3)

Individual times for each competitor for the administrative checks will be published on Sportity and [www.hungarianbaja.com](http://www.hungarianbaja.com) in a Bulletin.

Before the administrative, the GPS navigation and safety tracking system has to be collected.

## **Art. 10. Scrutineering, Sealing and Marking**

### **10.1. Scrutineering, venue and time:**

Cars may be presented at scrutineering by a representative of the team. See programme (SR Art. 3)  
Venue: Thury Castle, Várpalota

#### **Art. 10.1.1 Scrutineering, mandatory documents**

- Cars' complete original FIA Homologation Document (if applicable)
- FIA Technical Passport, or ASN Technical Passport
- SOS / OK board (DIN A3 format)

#### **Art. 10.1.2 Time, schedule**

See programme (SR Art. 3)

Individual times for each competitor for the Technical Scrutineering will be published on Sportity and [www.hungarianbaja.com](http://www.hungarianbaja.com) in a Bulletin.

### **Art. 10.2 Requirements at technical scrutineering:**

- Vehicles must be presented with all start numbers, rally plates, and advertisements fixed properly on the designated place.
- GPS navigation and safety tracking system installed and operable
- Scrutineering Sheet- filled up
- Homologation Form, valid Technical Passport
- All items of clothing including helmets and FHR (Front Head Restraint) intended to be used, e.g. HANS devices, must be presented
- Technically corresponding and approved size fire extinguisher properly fitted in the car
- Warning triangle, medical kit. The new medical kit...etc. is not mandatory (Art.CCRSR APPIII. 1. Medical kit, 2. Survival kit)

### **Art. 10.3 Installation of the GPS Navigation and Safety Tracking System**

All vehicles must **only** be fitted with the GPS Navigation and Safety Tracking System provided by the Organiser. You can collect them just before the Administrative check. The instruction for the use of the Tracking System is in the Appendix 6. of these Supplementary Regulation.

Returning the GPS Navigation and Safety Tracking System at the Parc Fermé, to the GPS crew or at Rally HQ Secretary in case of retirement.

### **Art. 10.4 On-Board Cameras**



See FIA CCRSR Article 11.

Competitors who wish to use an on-board camera must indicate this on the Entry Form. The camera installation will be checked during technical scrutineering. If it complies with the safety and mounting regulations, a dedicated sticker will be issued and must be visibly placed on the vehicle to authorize its use during the event.

If requested by the Organizer or Steward, all recordings will be provided at the end of the Stage.

## **Art. 11. Other procedures and regulations**

### **Art. 11.1 Drivers Briefing**

See programme (SR Art. 3)

At the first briefing of the event, the participation of at least one crew member is compulsory.

### **Art. 11.2 Start Area**

In the Parc Fermé out will be the first Time Control of the race (TC 0, see Appendix 2 of Itinerary) according to the Starting List and relevant time that will be communicated via DNB.

### **Art. 11.3. Ceremonial start procedures and order**

On Friday evening (15.08.2025 at 20:30), all participants will leave the Parc Fermé for the Starting Ceremony, in order to the Start List for Ceremonial Start with the guidance of the Marshalls. Returning to the Parc Fermé afterwards is mandatory.

### **Art. 11.4 Electronic start procedure at Selective Sections**

The start of the selective section is happening based on an electric clock and lamp, connected to a false start alert system.

When the car arrives at the start line, the front of the car should be positioned behind a stick placed by the marshal to define the exact start position. One minute before the start time, but not before the car has stopped in its exact position, the marshal shall remove the stick and the crew shall refer to the automatic countdown clock. Any subsequent change of the car's position until its start time is not permitted and will be reported to the Stewards.

### **Art. 11.5 Prologue**

A Prologue will be held in the form of a Selective Section and will determine the Starting Order of the Stage 1. Competitors must take part in it. The start interval between competitors will be identical and at least one minute. Any crew who does not participate or complete the prologue will be classified in last position in his group. If several crews are in this situation, they will be classified according to their start order. The Prologue does not count for the classification of the event. The first ten competitors of the Prologue must present themselves to the location and time indicated in Program (Art.3 SR) so to select their starting position for Stage 1.

Prologue reconnaissance is NOT allowed.

### **Art. 11.6 Finish Procedures**

At the end of Stage2, the crews must place the vehicles in Parc Fermé, located in Várpalota Főter, Szabadság square, according time schedule of the event on Saturday, 16<sup>th</sup> August.

### **Art. 11.7 Permitted early check-in**

Early-check in is allowed at TC1D and TC4A

### **Art. 11.8 Official time used during the event.**

Official time throughout the entire rally will be GPS time (GMT +2).

### **Art. 11.9 Road Books delivery**

The Organiser will issue the Road Book one day at a time as follows:

- At Administrative Checks: Road Book for Shakedown Stage.
- At Briefing: Road Book for Prologue + Stage 1, time 14:00

- Entering Parc Fermé after the Ceremonial Start: Road Book for Stage2

**The official and primary Road Book of the event is the hardcopy one.**

#### **Art. 11.10 Servicing of vehicles**

##### **Art. 11.10.1 Service Areas / Bivouacs**

From TCP0 onwards, service of a competing car may be carried out in Service Areas (Service Parks Bivouacs) and road sections as permitted under the FIA CCRSR.

Access to the Service Park will only be permitted for vehicles, accompanying team cars- showing the Service Stickers, provided by the Organizer at the Registration (Gál Gyula Sporthall, Várpalota Fehérvári Str.9.) 1pc Service sticker/team + 50m<sup>2</sup> is provided by the Organizer.

Tampering with or falsification of these stickers will lead to disqualification of the team to which these service vehicles belong, on the decision of the Stewards. The stickers will be placed in a visible area inside of the front windscreen of the vehicle.

Car wash and Refuelling is strongly prohibited in the total area of the service park!!! The only possibility to wash the cars is in the official car wash company, just beside the service park.

The speed of vehicles in the service parks may not exceed **30 km/h**

##### **Art. 11.10.2 Service allowed in Selective Section**

In accordance with article 49 of the FIA CCR SR, any service is forbidden during Selective Sections.

##### **Art. 11.10.3 Fuel and Refuelling Zone**

Refuelling is permitted only in commercial fuel stations using fuel on sale to the public. Only the crew may carry out this procedure.

The Refuelling station authorised will be indicated in the Road Book with "FUEL STATION"

Competitors using their own fuel can refuel in the vicinity of service park:

Shell Petrol Station:Várpalota, Fehérvári str.17

GPS: 47.200766, 18.152088,

<https://maps.app.goo.gl/4R1TdS8tGGbx34pR8>

MOL Petrol Station:: Várpalota, 8.sz.fkl. str I. (right), 8100

GPS: 47.201618, 18.153272

<https://maps.app.goo.gl/Faw7yNyAFynAdCs68>

***To do so, the support of team members is allowed***

#### **Art. 11.11 Shakedown**

10.06.2025. Opening date for shakedown's entries

31.07.2025 Closing date for shakedown's entries

14.08.2025 Delivery Shakedown's materials (Identification plates – Road Book)

**15.08.2025 08:00 to 13:00 Shakedown** Length: 4km – maximum 2 hours

#### **ENTRY PROCEDURE:**

Anybody wishing to perform the Shakedown must indicate on the Entry Form, or inform the secretariat of the event via email: [julianna@hungarianbaja.com](mailto:julianna@hungarianbaja.com)

#### **REGISTRATION FEE FOR SHAKEDOWN**

2 hours / vehicle	€ 200,00
-------------------	----------

The price includes:

- Insurance
- SHAKEDOWN Road Book
- SHAKEDOWN sticker (25x10cm to the centre top of the windscreen)
- Rescue and Medical preparedness

#### **CONDITIONS TO PARTICIPATE:**

- Driver and co-driver must be registered in the Entry Form of HunGarian Baja 2025;
- The vehicle must be the one indicated in the Entry Form of HunGarian Baja 2025;

- The vehicles must have passed the pre-event scrutineering (Cf Art. 29.4)
- The shakedown fee must be paid
- FIA homologated clothing and equipment, in accordance with Appendix L.

To participate at the Shakedown, all identification and advertising panels received at the administrative check, including the Shakedown sticker must be affixed to the racing vehicle.

**SERVICE AREA:** Close to the Shakedown zone, the Organiser will provide an area where it will be possible to service on the race vehicles.

### **RUNNING OF THE SHAKEDOWN**

All vehicles will start with an interval of 2 minutes: the starting order will be based on the arrival to the preset zone and can perform as many laps as they wish in two hours.

After the Shakedown, participants must put their cars in the Park Fermé 11:00-13:30 15.08.2025.

## **Art. 11.12 Special procedures and activities**

### **Art. 11.12.1 Availability of participants**

Participants who park their vehicles in the Parc Fermé upon passing the finish line, must remain available by phone (mobile) until the final classification have been posted.

### **Art. 11.12.2 Classification**

The final classification will not be distributed after the event. The final classification will be published on the website on the Digital Notice Board Sportity: HGB25\_MNASZ

## **Art. 12. Identification of officials**

Competitors Relation Officer	"CRO" pink tabard
Scrutineers	"ATB" blue tabard or shirt
Post Chiefs:	VEZETŐBÍRÓ" red tabard
Special Stage Commanders:	"VEZETŐBÍRÓ" red tabard
Marshals:	"SAFETY / SPORTBÍRÓ" orange tabard
Timekeepers:	"CHRONOMOTO" black shirt

## **Art. 13. Penalties / Classification**

The penalties applied according to V2, Art. 48 and Appendix I to the FIA CCRSR will be Section Penalties and Stage Penalties.

## **Art. 14. Prizes**

Overall classification:	1-3 places: <i>Cups Driver and Navigator</i>
Group Classification:	1-3 places: <i>Cups Driver and Navigator</i>

## **Art. 15. Final checks / Protests / Appeals**

### **Art. 15.1 Final Checks**

Time: see programme (SR. Art. 3)

Any teams required to undergo final checks must immediately follow the instruction of the marshals in charge, even if this prevents them from proceeding to one or more time controls (TC). The complete original FIA homologation form, the FIA Passport and other necessary certifications must be available for final checks

### **Art.15.2 Protest deposit**

The protest deposit is: **EUR 1.000**

If a protest requires the dismantling and re-assembly of a clearly defined part of the car, any additional deposit will be specified by the Stewards upon a proposal of the Chief Scrutineer (FIA International Sporting Code Art. 13.4.3)

**Art. 15.3 Appeal deposit**

The appeal deposit for an international appeal is published on the FIA website:  
<https://www.fia.com/international-court-appeal>

All protests and/or appeals must be lodged in accordance with Articles 13 and 15 of the FIA International Sporting Code and, where applicable, with Chapter 4 of the FIA Judicial and Disciplinary Rules.

**Art. 15.4 Fines**

In accordance with Article 12.8 FIA International Sporting Code, the payment of the fines must be done online, within 48 hours of their notification, at the following address: <https://fiafines.fia.com>. Any delay in making payment may entail Suspension during the period a fine remains unpaid.



## Appendix 1 – Organiser’s additional information

---

### POWERRACE CUP FOR NEW DRIVERS – STEP INTO THE WORLD OF CROSS-COUNTRY RALLY!

Within the framework of the Terep-Rallye UP group, PowerRace is a unique opportunity for those who’ve long considered entering the world of cross-country rally but haven’t yet found the right moment. This category is specifically designed for beginner drivers, with favorable conditions and an easy entry point.

#### PowerRace Cup – 3-round series

The PowerRace Cup is organized within the framework of the M1 Flotta Hungarian Cross-Country Rally Championship, initiated by PowerFarm Kft., and includes three rounds. The first race of the season will be Hungary’s most prestigious cross-country rally event, the HunGarian Baja in Várpalota!

The entry fee is the same for each round, making participation predictable and easy to plan.

#### Races:

- HunGarian Baja / Aug 14–16, 2025 – Várpalota
- Median Rally / Sep 26–28, 2025 – Pusztavacs
- Raid of the Champions / Nov 14–16, 2025 – Sáska

#### Special award, prizes:

Race, win, and take home your share of a gross 900,000 HUF DeWalt tool package, directly from PowerQuad Debrecen’s own inventory!

This amazing prize will be awarded based on the cumulative results from all three races, distributed among the top three finishers. After each round, podium finishers will receive exclusive trophies, and the grand prize distribution will take place at the year-end award ceremony!

- 1st place: HUF 500,000 DeWalt gift
- 2nd place: HUF 200,000 DeWalt gift
- 3rd place: HUF 100,000 DeWalt gift
- in addition, the UP-Cup Champion of the full season will win a HUF 100,000 shopping voucher courtesy of Power Quad Debrecen!

#### Entry Requirements:

To participate, a Category B MNASZ competition license is required (50,000 HUF/person), which Garilla Racing Kft. can assist you with obtaining.

This includes:

- Full season insurance
- The cost of the regulations knowledge exam

A valid sports medical certificate is also needed for the license. Detailed information about the current rules and exam requirements is available on the official website of the Hungarian Cross-Country Rally. By request, a workshop will be held at Garilla Racing’s Veszprém base during the second week of July, covering regulation basics, racing essentials, and planning – strictly with prior written registration and appointment scheduling. Registration: garillaracing@gmail.com

#### Required Equipment:

- Side-by-Side (SxS) vehicle:
  - o License plate
  - o Valid technical inspection
  - o Mandatory liability insurance
  - o Dust light (mounted per base regulations)
  - o Spare wheel + jack (securely fixed)
  - o Window nets (mounted per regulations)
  - o Two commercially available 2 kg fire extinguishers (mounted properly)
  - o Distance counter (recommended)
  - o 12V cable outlet in front of the navigator for GPS tracking (constant power required)

#### For the crew:

- Closed racing suit (driver and navigator)
  - Helmet (minimum ECE 22.05 standard)
  - Closed shoes
-

- Gloves (mandatory for driver)
- FIA-homologated gear is not required

**Race Parameters:**

- Full rally distance
- Max speed limit: 100 km/h
- GPS (rental fee included in entry fee)
- Roadbook
- 50 m<sup>2</sup> service area in service park

**Prices & Participation Conditions:**

- Entry fee: 200,000 HUF / vehicle / event (2 people)
- Extreme sports insurance: 8,000 HUF / person / event

All participants must be affiliated with an association or company holding an MNASZ Cross-Country Rally Entrant License.

All technical and administrative rules are detailed in the current event regulations and the TROB yearly base regulations, available at [terep-rallye.hu](http://terep-rallye.hu).

If you've ever dreamed of lining up as a cross-country rally driver – this is your chance.  
Show what you're made of – the stakes are high!

## Appendix 2 – Itinerary



### XXII. HUNGARIAN BAJA



Stage 1					2025.08.15. FRIDAY / PÉNTEK					ZSVAM
Sunrise 5:43		19:59 Sunset								
IE/TC	Location	SS Maximum Time	Partial SS km	Total SS km	Liasion Km	Total Km	Target Time	1st vehicle Due	MNS	
SS										
Az első jármű ideje, az első FIA jármű idejére vonatkozik, A tényleges egyéni rajtidőt kövesd a SPORTITY appon.										
P0	VÁRPALOTA Parc Ferme OUT							15:00	Prologue	
P1	Várpalota				1,18	1,18	0:10	15:10		
DSS P	PROLOGUE START						0:05	15:15		
ASS P	PROLOGUE FINISH	0:30		11,20		12,38	( 0:09 )	( 15:24 )		
	Várpalota						(Expected time of arrival)			
P1A	Regrouping IN				3,08	15,46	0:22	15:46	Section 1	
REGROUPING /								17:00		
TC0	Regrouping OUT							17:30		
TC1	Várpalota				1,18	16,64	0:05	17:35		
DSS 1	START SS1						0:05	17:40		
ASS 1	FINISH SS1	1:10		49,34		65,98	( 0:36 )	( 18:16 )	Section 1	
	Várpalota						(Expected time of arrival)			
TC1A	Technical Zone IN				3,07	69,05	0:10	18:26		
TC1B	Technical Zone OUT / Service IN				0,05	69,10	0:10	18:36		
SERVICE / SZERVIZ B										
TC1C	Service OUT (FIA Tire marking)				0,84	69,94	1:00	19:36		
Refueling, Petrol Station,										
TC1D	Parc Ferme IN / Early Check-IN is Authorised				1,27	71,21	0:22	19:58		
Ceremonial Start / Podium								20:30		
		Day Total		60,54	10,67	71,21				
				85,02%	14,98%	100%				



## XXII. HUNGARIAN BAJA



Stage 2					2025.08.16. SATURDAY / SZOMBAT					MNSZ	
Sunrise 5:45									19:57		Sunset
IE/TC	Location	SS Maximum Time	Partial SS km	Total SS km	Liasion Km	Total Km	Target Time	1st vehicle Due			
TC1E	VÁRPALOTA Parc Ferme OUT							8:00			
TC12	Várpalota				2,89	2,89	0:10	8:10			
DSS 2A	START SS2						0:05	8:15			
ASS 2A	FINISH	1:10	49,31			52,20	( 0:36 )	( 8:51 )			
Neutralization zone		(Refueling Area - only NAT Cars)									
DSS 2B	START				4,21	56,41	0:20	9:11			
ASS 2B	FINISH SS2	1:30	79,14	132,66		135,55	( 0:57 )	( 10:08 )			
Gyulafirátót		(Expected time of arrival)									
TC2A	Technical Zone IN				28,73	164,28	0:40	10:48			
TC2B	Technical Zone OUT / Service IN				0,05	164,33	0:10	10:58			
SERVICE A											
TC2C	Service OUT (FIA Tire marking)				0,84	165,17	0:30	11:28			
Refueling, Petrol Station,											
TC2D	Regrouping IN				1,27	166,44	0:22	11:50			
REGROUPING											
TC2E	Regrouping OUT							12:10			
TC3	Várpalota				2,89	169,33	0:10	12:20			
DSS 3A	START SS3						0:05	12:25			
ASS 3A	FINISH	1:10	49,31			218,64	( 0:36 )	( 13:01 )			
Neutralization zone		(Refueling Area - only NAT Cars)									
DSS 3B	START				4,21	222,85	0:20	13:21			
ASS 3B	FINISH SS3	1:30	79,14	132,66		301,99	( 0:57 )	( 14:18 )			
Gyulafirátót		(Expected time of arrival)									
TC3A	Parc Ferme IN / Early Check-IN is Authorised				28,73	330,72	0:40	14:58			
Prize giving / Podium		19:00									
		Day Total	265,32		65,40	330,72					
			80,22%		19,78%	100%					
			SS km	Liasion km	Total km						
		Rally Total	325,86		76,07	401,93					
			81,07%		18,93%	100%					



### **Appendix 3 - Name and photo of the Competitors Relation officer and schedule**

---



**Mr. István Mátrai Jr.**  
(ENG / GER / HUN)  
+36 20 417 6249  
email:matraiistvan85@gmail.com



**Mr. Benett ILLÉS**  
(ENG / HUN)  
+36 30 971 7100  
email:16benett@gmail.com

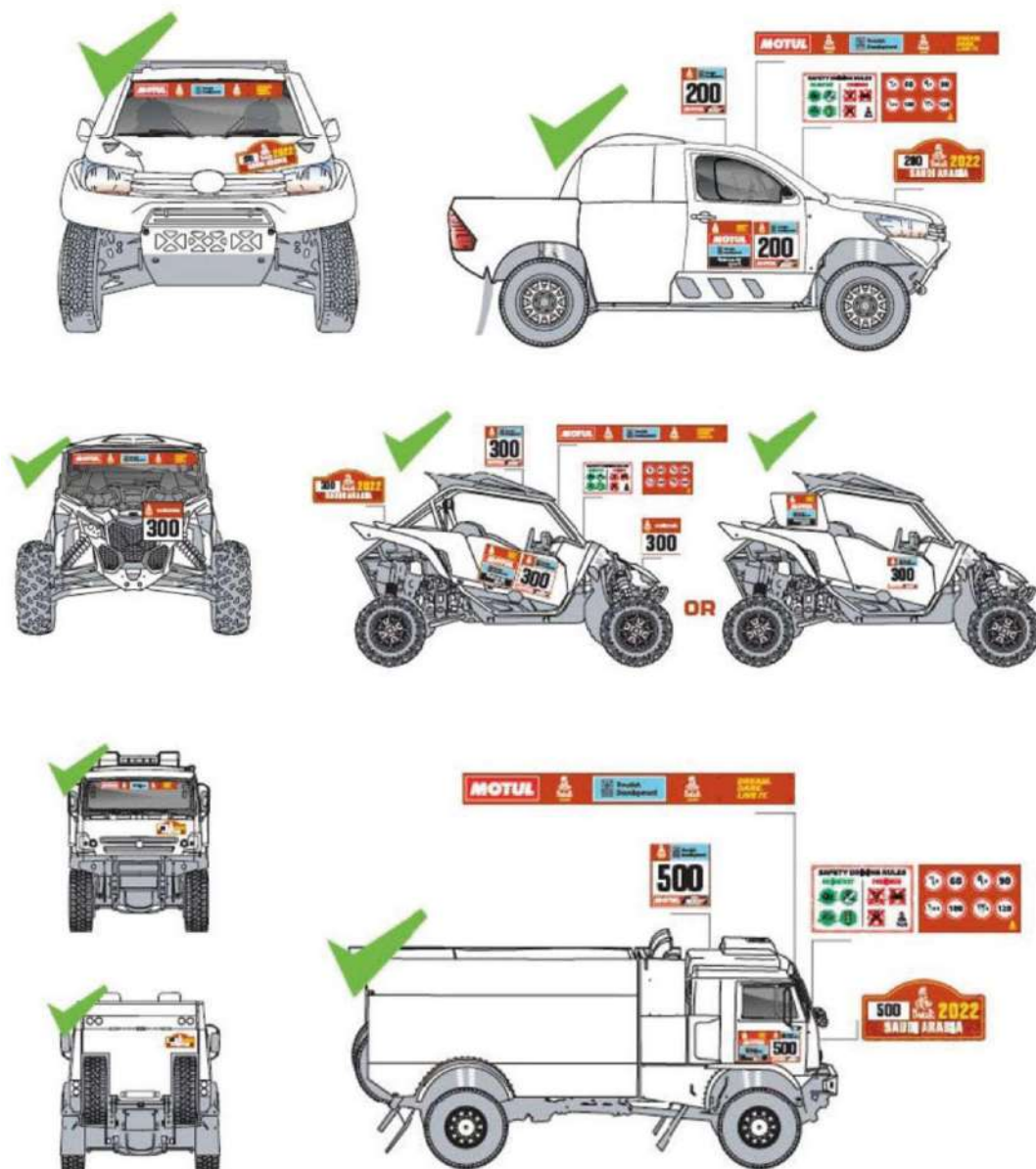
Estimated working plan:

Thursday 14. August	Service Park Administrative check Scrutineering	12:00 – 19:30
Friday 15. August	Service Park Briefing / Start TC / Start Ceremony Parc Fermé	07:45 – 22:00
Saturday 16. August	Parc Fermé Service area Finish Ceremony	07:00 – 20:30

## Appendix 4 – Decals and positioning of supplementary advertising

---

List and positioning of advertising in the Bulletin!



## Appendix 5 – Extracts from FROM HUNGARIAN CCRC ANNEX VIII. – COMPETITORS' EQUIPMENT

2025		Cross-Country			
		ULT, STK, CHG, SSV, TRK, T4 NAT	TH	- UP -	RAID
Helmet + FHR	Homologated <sup>1</sup>	Mandatory	Mandatory	Recommended*	Recommended*
	Expired homolog. <sup>2</sup>	----	----	Recommended*	Recommended*
	Other	----	----	Mandatory min. „ECE22.05.compliant helmet”	Mandatory min. „ECE22.05.compliant helmet”
Overall	Homologated <sup>3</sup>	Mandatory	Recommended	Recommended	Recommended
	Expired homolog. <sup>4</sup>	----	Mandatory	Mandatory	Recommended
	Other	----	----	----	Closed clothing
Mask	Homologated <sup>3</sup>	Mandatory	Mandatory	Mandatory	Recommended
	Expired homolog. <sup>4</sup>	----	----	----	Recommended
Underwear, socks	Homologated <sup>3</sup>	Mandatory	Mandatory	Mandatory	Recommended
	Expired homolog. <sup>4</sup>	----	----	----	Recommended
Gloves	Homologated <sup>3</sup>	Mandatory	Recommended	Mandatory	Recommended
	Expired homolog. <sup>4</sup>	----	Mandatory	----	Recommended
Shoes	Homologated <sup>3</sup>	Mandatory	Mandatory	Recommended	Recommended
	Expired homolog. <sup>4</sup>	----	Mandatory	Mandatory	Recommended
	Minimum requirement	----	----	----	Closed, high top

\* - Expired or homologated helmets with FHR can only be used if the 6-point safety harness is compatible with it, the FIA homologation is met, and the fixation is correctly installed according to Appendix J.

<sup>1</sup> Valid homologation under FIA 8859-2015 (Technical List No° 49) or FIA 8860-2010 (Technical List No° 33 or 8860-2018 (ABP) (Technical List No° 69)

<sup>2</sup> Includes all helmets listed in Technical List No° 25 (valid or expired) with or without FHR

<sup>3</sup> Valid homologation under FIA 8856-2000 (Technical List No° 27) or FIA 8856-2018 (Technical List No° 74)

<sup>4</sup> Expired homologation under FIA 8856-2000 (Technical List No° 27) or FIA 8856-1986

FIA Technical Lists are available at [www.fia.com](http://www.fia.com) (Sport -> Homologation -> Technical Lists)



# RALLY SAFETY SYSTEM

## QUICK SELF - INSTALLATION MANUAL (CAR / SSV / TRUCK)

**FOLLOW THE INFORMATION BELOW ON HOW  
TO INSTALL THE SYSTEM BEFORE GOING TO SCRUTINEERING**

Version released on 12.03.2024

Page 1 of 8



## STEP 1 – GET FAMILIAR WITH THE SYSTEM COMPONENTS

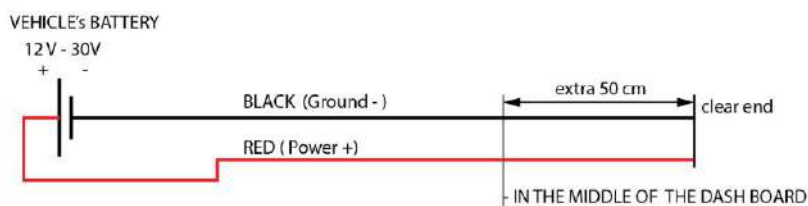


NOTE: If needed we can provide an additional extension cable to place the radio antenna on a better position.

- **IMPORTANT! NO CUTTING OF CABLES, MODIFICATION OF CONNECTORS OR OTHER INTERFERENCE IN THE SYSTEM COMPONENTS IS ALLOWED! ANY DAMAGE TO THE EQUIPMENT MUST BE PAID ACCORDING TO THE GEOTRAQ PARTS LIST!**

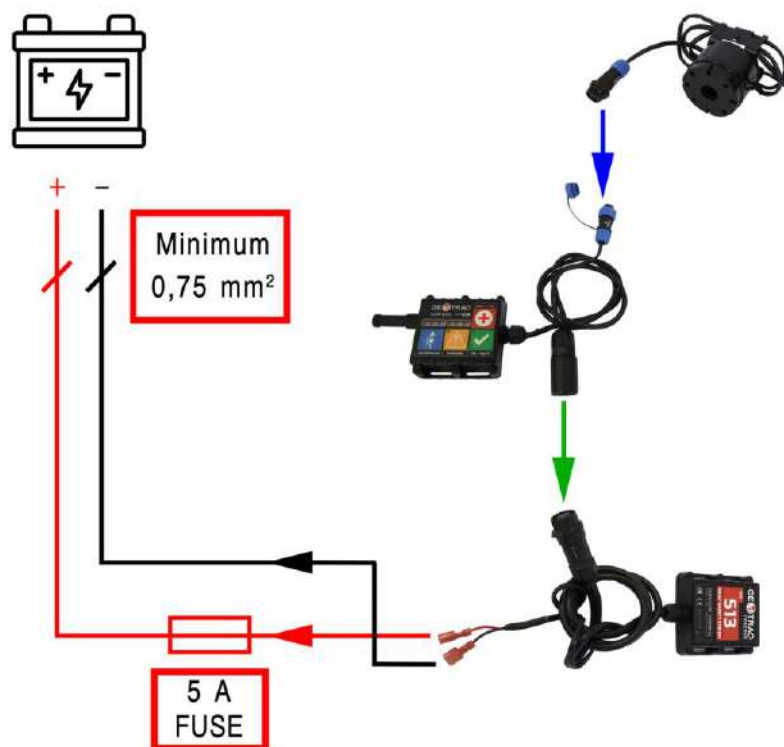
## STEP 2 – PREPARE POSITIVE AND NEGATIVE CABLE FROM THE BATTERY TO THE DASH BOARD AND INSTALL INSULATED TERMINAL CONNECTORS (ONLY THOSE SUPPLIED BY THE ORGANISATION)

- **IMPORTANT! THE BATTERY MASTER CUT-OFF (KILL) SWITCH MUST NOT DISCONNECT THE POWER SUPPLY FOR THE RALLY SAFETY SYSTEM.**
- It is the responsibility of the competitors alone to provide, **DIRECT POWER SUPPLY** from the vehicle's battery according to the drawings provided.
- The power cables **MUST** be "flexible" (multi wire), insulated cables – 2 x min 0.75 to 1.25 mm<sup>2</sup> (**WITH RED** for positive (+) wire and **BLACK** for negative (-) wire insulation color).
- The connection **MUST** have an **IN-LINE FUSE** - "BLADE TYPE" of 5A.



FEMALE INSULATED  
TERMINAL CONNECTORS


### STEP 3 – MOUNTING THE SYSTEM - OVERVIEW



Overview of the system connections.

- You will receive two 6,3 mm female quick plug terminals for the power connection. **If you have old terminals, discard them and use the provided new ones!**

- IMPORTANT! USE ONLY THE PROVIDED QUICK PLUG TERMINALS! DO NOT USE YOUR OWN!**
- IMPORTANT! USE PROPER TOOLS TO CRIMP THEM!**




Following a change in the regulations, the 'Com-box' must be mounted in a central location as per indicated areas in blue, to enable both driver & co-driver to be able to reach the SOS button from their seat with seatbelts on. Shown are the mounting positions of the system components.



## STEP 4 – MOUNT THE GPS TRACKER ON THE PROPER POSITION

- The best position is the “A-pillar” of the roll cage, or the horizontal member of the roll cage, with the tracker facing upwards.

- **IMPORTANT! THE GPS TRACKER MUST HAVE VISIBILITY TO THE SKY (NO METAL ON TOP OF THE DEVICE)**
- **IMPORTANT! INSTALLATION IS DONE WITH CABLE TIES THROUGH THE HOLES OF THE BASE OF THE DEVICE**
- **IMPORTANT! POSITION THE DEVICE IN SUCH A WAY THAT NO DIRECT DAMAGE CAN BE DONE!**



*Installation of the GPS TRACKER on the roll cage “A-pillar” of a Car using cable ties.*

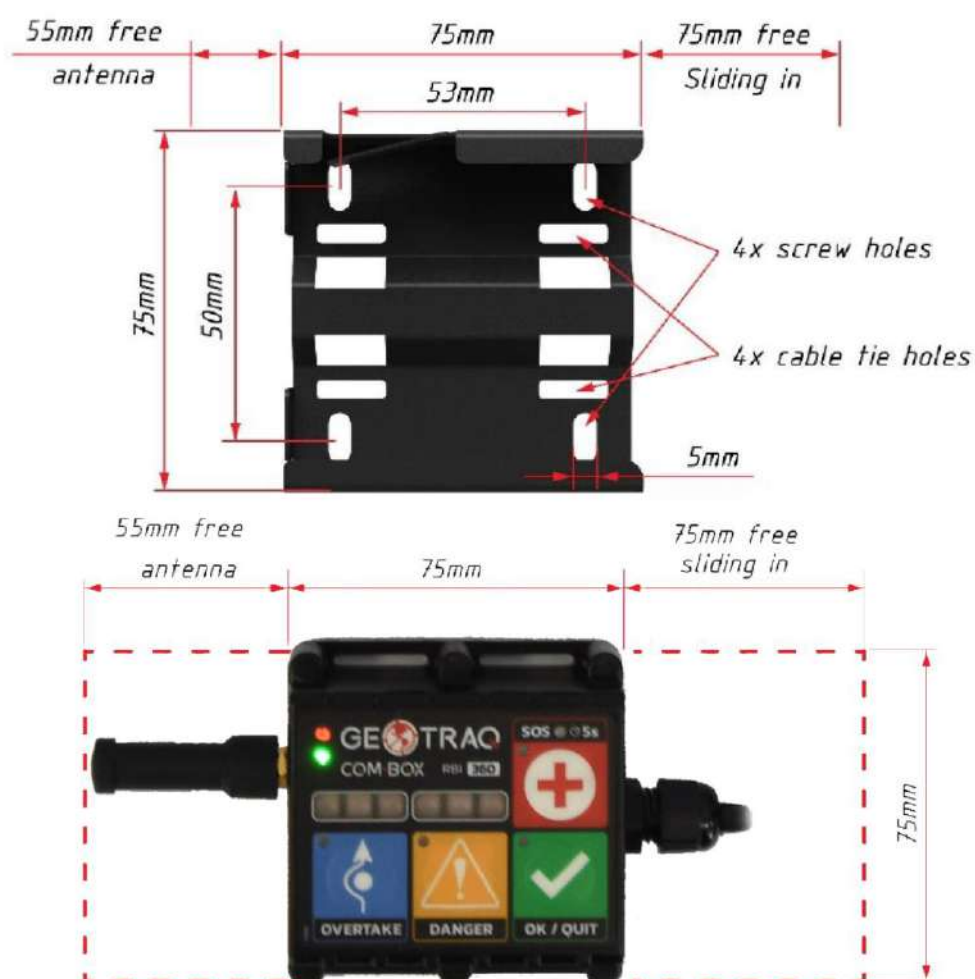
## STEP 5 – MOUNT THE COM-BOX MOUNTING BRACKET AND INSERT THE COM-BOX UNIT ON THE PROPER POSITION

- You can bolt the mounting bracket as shown in the graphics below, or you can use industrial grade velcro or double-sided tape to stick it to a good surface or use cable ties to fix it to a central location on the dashboard or to the overhead tube of the roll cage above the centre of the dashboard.
- If needed, additional opening can be drilled to fix it on the required position.

- **IMPORTANT! THE COM-BOX MUST BE IN REACH OF THE DRIVER / CO-DRIVER TO OPERATE THE BUTTONS!**
- **IMPORTANT! ENSURE THERE IS SUFFICIENT SPACE AT THE SIDE OF THE UNIT TO ENABLE THE ANTENNA / EXTENSION TO BE FITTED AND SLIDE THE UNIT INTO THE BRACKET!**


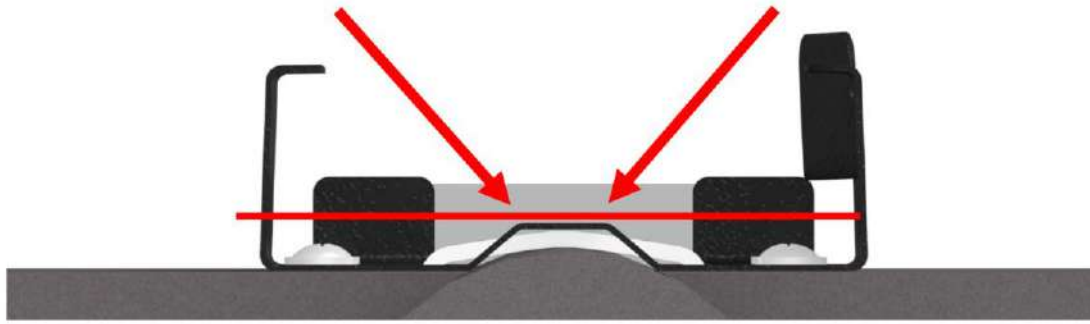


Installation of the Com-Box unit with bracket on the dashboard using bolts. **This must be in a CENTRAL location and not as indicated above, only in front of the co-driver.**






**IMPORTANT! No bolt/screw heads or cable/zip ties can protrude over the red line as marked below.**



Cable / zip tie fixture



Screw / bolt fixture



Com-Box unit installed in bracket

- When the mounting bracket is securely installed, you can slide-in the Com-Box unit in.
- When slided in you **MUST** lock the device in place by pushing the top locking mechanism.



- **IMPORTANT! THE ANTENNA NEEDS AT LEAST 55mm ON ALL SIDES TO WORK PROPERLY! MAKE SURE NOT TO PLACE IT RIGHT NEXT TO OTHER METAL COMPONENTS!**

## STEP 6 – CHECK THE STATUS OF THE RALLY SAFETY SYSTEM.

- First, make sure the antenna is connected (optional extension cable and antenna)
- Second, check the blue connectors (buzzer) are tight
- Third, check the connection of the black connectors between the GPS Tracker and the Com-Box unit
- Finally check the connection of the 2 power terminals (positive and negative)

- **IMPORTANT! WHEN CONNECTING THE POWER TERMINAL MAKE SURE YOU HAVE THE PROPER POLARITY – RED is POSITIVE, BLACK is NEGATIVE!**
- **IMPORTANT! IF ALL THE COMPONENTS ARE CONNECTED PROPERLY, THE COM-BOX UNIT WILL DISPLAY A “GREEN STATUS” ON THE BATTERY ICON AND “BLUE/GREEN STATUS” on the RADIO ICON**

## STEP 7 – FINAL INSPECTION AT SCRUTINEERING

- Install the cables loosely using only a few cable ties and in such a way that they can be clearly checked at scrutineering.
- Only **after** you receive **APPROVAL** from the Scrutineer and/or the GPS Technician, you can fully fasten the cables onto the vehicle using cable ties. **DO NOT** overuse cable ties!
- **DO NOT** use insulating or any other tape to group the cables.

• **IMPORTANT! DO NOT PLACE THE CABLES FOR THE SYSTEM IN DIFFICULT OR HIDDEN PLACES (INSIDE THE DASHBOARD OR HARD TO REACH LOCATIONS). THE INSTALLATION WILL BE CHECKED TO ENSURE THE SYSTEM AND ADDITIONAL COMPONENTS ARE PROPERLY INSTALLED AND OPERATIONAL AT SCRUTINEERING AND IF REQUIRED, YOU WILL NEED TO REROUTE THE WIRING.**

## STEP 8 – WATCH THE VIDEO OF HOW TO USE THE SYSTEM

### BATTERY STATUS

- - EXTERNAL POWER
- - NO EXTERNAL POWER
- - (BLINKING) INT. BATTERY EMPTY

### RADIO STATUS

- - RADIO OK
- - SLEEP MODE, NO RADIO

### OVERTAKE FUNCTION

### DANGER BEACON



### EMERGENCY SOS BEACON

- PRESS AND HOLD UNTIL ACTIVATED

### CONFIRM / QUIT BUTTON

- On the following link, you can learn how to operate with the Com-Box:

<https://www.youtube.com/watch?v=6hSXuu6DcyE>





## STEP 9 – RETURNING THE SYSTEM

When it's time for you to return the system from your vehicle you **MUST** do this in the following order:

- First disconnect the negative (-) wire, then disconnect the positive (+) wire from the cable from your vehicle's battery at the female quick connect terminals.
- Second disconnect the COM-BOX - TRACKER cable
- Third disconnect the Buzzer – COM-BOX cable

- **IMPORTANT! WHEN YOU RETURN THE SYSTEM TO THE GPS DESK, YOUR EQUIPMENT WILL BE CHECKED FOR DAMAGE & DEFECTS AND IF FOUND – YOU WILL BE REQUIRED TO PAY FOR THE DAMAGE TO THE EQUIPMENT ACCORDING TO THE GEOTRAQ PARTS LIST!**



# AND NAV-GPS

## USER MANUAL

Release version: May 2024





# IRIS - COMPONENTS

IRIS Device



Mounting Bracket



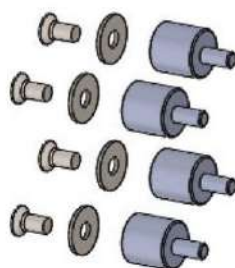
Power Cable



Cable Clamp



Rubber Mounts



BY RBI SPORT



**MINI**

**NAV-GPS**

**MOUNTING  
INSTRUCTIONS**


**CARS**



# IRIS MINI - COMPONENTS

Front side

Device Dimensions  
without the aluminium  
holder 174.4 / 82 / 19.2 mm



Back side

IRIS device with  
aluminium holder  
and ready mounted  
bracket



Mounting hardware  
for Roll Cage



or

Mounting hardware  
with L-shape bracket



# MOUNTING OPTION 1

Mounting hardware

IRIS device - always mounted  
in Landscape orientation



## MOUNTING OPTION 2

Mounting hardware

IRIS device - always mounted  
in Landscape orientation

