



EUROPEAN
BAJA CUP

SUPPLEMENTARY
REGULATION

Hungarian Baja.com

FIA European Cup for Cross-Country Bajas



14-16
AUGUST
2025



AUTO-KERESKEDES.HU

FLOTTA

VHÍD

M
motor sport

SM
SMOOTH
MEDIA

MIVE
MVSTORE.HU

FRT
suspension

GarZone

symbol
BRAND PROMOTION

garilla
RACING

V

INDEX

Art. 1.	Introduction	3
Art. 1.1	Preamble.....	3
Art. 1.2	Length of Selective Sections	3
Art. 1.3	Overall numbers and total distance of the itinerary	3
Art. 1.4	Route terrain on Selective Sections.	3
Art. 2.	Organisation	3
Art. 2.1.1	Championships and titles for which the Baja counts	3
Art. 2.1.2	Regional: M1Flotta Hungarian Cross-Country Rally Championship	4
Art. 2.2	Approvals	4
Art. 2.3	Organiser's name, address, and contact details	4
Art. 2.4	Organising Committee.....	4
Art. 2.5	Stewards of the Meeting.....	4
Art. 2.6	FIA Delegates & Observer	4
Art. 2.7	Senior Officials	4
Art. 2.8	Location of Rally HQ and contact details.....	5
Art. 3.	Programme in chronological order and locations.....	5
Art. 4.	Entries	7
Art. 4.1	Closing date for entries	7
Art. 4.2	Entry procedure.....	7
Art. 4.3	Number of competitors accepted and vehicle classes	8
Art. 4.4	Entry fees/entry fee packages.....	9
Art. 4.5	Payment.....	9
Art. 4.6	Entry fee refunds.....	10
Art. 5.	Insurance Cover	10
Art. 6.	Advertising and Identification	11
Art. 6.1	Obligatory organiser's advertising	11
Art. 6.2	Optional organiser's advertising	12
Art. 6.3	Driver's and Navigator's identification	12
Art. 7.	Tyres.....	12
Art. 7.1	Regulations regarding tyres which may be used during the event	12
Art. 8.	Fuel.....	12
Art. 8.1	Technical Requirements.....	12
Art. 9.	Administrative checks	13
Art. 9.1	Documents to be presented:	13
Art. 9.2	Timetable	13
Art. 10.	Scrutineering, Sealing and Marking.....	13
Art. 10.1	Scrutineering, venue, and time.....	13
Art. 10.2	Drivers' safety equipment.....	14
Art. 10.3	Installation of the Safety Tracking System and Navigation System.....	14
Art. 10.3.4	GPS Data Logger	14

Art. 10.4	On-Board Cameras	14
Art. 11.	Other procedures and regulations	15
Art. 11.1	Drivers' Briefing(s).....	15
Art. 11.2	Start Area	15
Art. 11.3	Ceremonial start procedures and order.....	15
Art. 11.4	Electronic start procedure at Selective Sections	15
Art. 11.5	Prologue.....	15
Art. 11.6	Finish procedures.....	15
Art. 11.7	Permitted early check-in.....	15
Art. 11.8	Official time used during the event.	15
Art. 11.9	Road books delivery.....	15
Art. 11.10	Servicing of vehicles	16
Art. 11.11	Shakedown	16
Art. 11.12	Special procedures and activities.....	17
Art. 12.	Identification of officials.....	17
Art. 13.	Prizes.....	17
Art. 14.	Final checks / Protests / Appeals / Fines	17
Art. 14.1	Final Checks	17
Art. 14.2	Protest deposit	17
Art. 14.3	Appeal deposit.....	18
Art. 14.4	Fines	18

Appendix 1	Itinerary
Appendix 2	Names and photographs of the Competitors Relation Officer(s) and their schedules
Appendix 3	Decals and positioning of supplementary advertising.
Appendix 4	Extract from FIA Appendix L relating to overalls, helmets and any other safety requirements.
Appendix 5	Instruction for the use of the Tracking System
Appendix 6	Instructions for the use of the car-to-car communication system

Art. 1. Introduction

Name of the event: HunGarian Baja

Date of the event: 14-16.08.2025

Art. 1.1 Preamble

This event will be run in compliance with the FIA International Sporting Code (ISC) including appendices, the FIA Cross-Country Rally Sporting Regulations (2025 FIA CCRSR) including appendices, the WADA/NADA Codes, and the FIA Anti-Doping Regulations, as amended from time to time. The National Road Traffic Regulations of the countries the event passes shall apply. Unless provided otherwise by these Supplementary Regulations, the provisions of the above Rules and Regulations shall apply.

Any modifications, amendments and/or additions to the Rules and Regulations shall be made in the form of numbered and dated bulletins. Bulletins will be issued by the Organiser, up to the commencement of administrative checks with the approval of the FIA, after the administrative checks by the Stewards of the Meeting. Exceptionally, modifications to the itinerary may be made by the Organiser. Additional information will be published in the Rally Guide. All FIA regulations can be found at <https://www.fia.com/regulations>.

The various documents will be written in English *only*. In case of any discrepancy the English text will be binding.

The FIA Cross-Country Rally Sporting Regulations are available at:

<https://www.fia.com/regulation/category/100>

Art. 1.2 Length of Selective Sections

Prologue	11,20	km
Stage 1:	49,34	km
Stage 2:	397,77	km
TOTAL	458,31	km

Art. 1.3 Overall numbers and total distance of the itinerary

Number of Stages	2
Number of Sections	4
Number of Selective Sections	Prologue + 4
Total distance of the itinerary	567,12 km

Art. 1.4 Route terrain on Selective Sections.

Gravel/dirt tracks	100	%
Stage 1 Safety Type Track		
Stage 2 Safety Type Track		

Art. 2. Organisation

Art. 2.1.1 Championships and titles for which the Baja counts

FIA European Cup for Cross-Country Bajas

- FIA European Baja Cup for Drivers
- FIA European Baja Cup for Navigators
- FIA European Baja Cup for Teams
- FIA European Baja Cup for Junior Drivers
- FIA European Baja Cup for Master Drivers
- FIA European Baja Cup for Ultimate Drivers
- FIA European Baja Cup for Ultimate Navigators
- FIA European Baja Cup for Challenger Drivers
- FIA European Baja Cup for Challenger Navigators

- FIA European Baja Cup for SSV Drivers
- FIA European Baja Cup for SSV Navigators
- FIA European Baja Cup for Stock Drivers
- FIA European Baja Cup for Stock Navigators

Art. 2.1.2 Regional: M1Flotta Hungarian Cross-Country Rally Championship

Art. 2.2 Approvals

ASN registration number / Visa

Visa No.: K-0601 Approved on: 11.07.2025.

FIA VISA

Visa No.: 03EUBC/250715 Issued on: 15.07.2025

Art. 2.3 Organiser's name, address, and contact details

Organiser: Garilla Racing Kft. and Garzone s.r.o
 Organiser's representative: Zoltán Garamvölgyi
 Street/P.O. Box: Házgyári nr.1
 Post code/city: 8200
 Phone and fax: +36 30 696 0386
 E-mail: info@hungarianbaja.com

Art. 2.4 Organising Committee

Organising Committee: Zoltán GARAMVÖLGYI - President
 Márta CAMPANARI-TALABÉR – Mayor of Várpalota
 László POLGÁR
 Zsófia CSÖVÁRI

Art. 2.5 Stewards of the Meeting

	Name	License no.
Stewards of the Meeting (Chairperson):	<i>Dmitry MAKHENYA (KAZ)</i>	FIA-STW-025-000154
2 nd FIA Steward	<i>Khaled ZAKARIA (JOR)</i>	FIA-Obs-025-000100
ASN Steward	Péter FALUVÉGI	10012

Art. 2.6 FIA Delegates & Observer

	Name
FIA Observer	<i>Khaled ZAKARIA (JOR)</i>
FIA Technical Delegate	<i>Janez FLERIN (SVN)</i>

Art. 2.7 Senior Officials

	Name	License no.
Event Director:	Zoltán GARAMVÖLGYI	
Clerk of the Course:	Dávid MAJOR	3787
Deputy Clerk of the Course:	László POLGÁR	2551
Secretary of the Event:	Julianna TÖRÖK	
Chief Safety Officer:	László BALOGH	
Deputy Chief Safety Officer:	Attila MÓNI	4030
Scrutineers (Chief Scrutineer):	Szabolcs SOLTÍ	11139
Scrutineer	Attila KARAFFI	11152
Scrutineer	Tibor SZABADOS	11045

Scrutineer	Gábor KASZÁS	11127
Scrutineer	Gábor VÖRÖS	11014
Scrutineer	Mónika SZELES	11153
Chief Medical Officer (CMO)	Dr. Zoltán PÁLL	FIM 16320
Timekeeping (Chief Timekeeper)	Csaba GLÜCK	2049
Competitors' Relations Officer (CRO)	István MÁTRAI	
Competitors' Relations Officer (CRO)	Benett ILLÉS	
Results	Csaba GLÜCK	
Press Officer	Réka ERŐS	
Environmental Officer	Ferenc SCHEIBENHOFFER	

Art. 2.8 Location of Rally HQ and contact details

Name: Thury Castle
 Street: Hunyadi Mátyás Square 1.
 Post code, city: Várpalota
 Phone: +36 88 472 305
 E-mail: info@hungarianbaja.com

Rally HQ in operation: from Thursday 14 August 12:00 to Saturday 16 August 20:30

Service parc in operation (TESCO, Várpalota):
 from Thursday 14 August 08:00 to Saturday 16 August 20:30

Digital Notice Board (DNB): Sportity – Password: **HGB25_FIA**
 from Sunday 1 June 14:00



On PC: https://webapp.sportity.com/event/HGB25_FIA/1ba6fddd-8079-4341-9742-1e0e7bf6e204

Art. 3. Programme in chronological order and locations

Before the Event			
	Time:		Location:
01.06.2025	14:00	Digital Notice Board	Sportity: HGB25_FIA
01.06.2025	14:00	Issuing of Rally Guide	www.hungarianbaja.com Sportity
10.06.2025	14:00	Publishing of the supplementary regulations	Sportity
10.06.2025	14:00	Entries open	www.hungarianbaja.com
08.07.2025	24:00	Closure date of entries at reduced fees	
31.07.2025	24:00	Closure date of entries Closing date for order of extra service in SP Closing date for shakedown registration	
06.08.2025	14:00	Publication date of entry list	Digital Notice Board

Thursday 14 August 2025		
12:00-21:00	Opening / Closing of H.Q. and Baja Secretariat	Thury Castle, Várpalota
12:00-19:00	Opening / Closing of Media Centre / Accreditation	Thury Castle, Várpalota
12:00-19:00	Registration, Check List and Service Plate delivery	Gál Gyula Sporthall, Várpalota Fehérvári Str.9
12:30-19:00	Collection of rally safety tracking system and NAV-GPS Administrative checks	Thury Castle, Várpalota
13:00-19:30	Scrutineering – sealing & marking of components	Thury Castle, Várpalota
21:00	Publication of the Amended Entry List	Digital Notice Board
Friday 15 August 2025		
07:45-21:30	Opening / Closing of H.Q. and Baja Secretariat	Thury Castle, Várpalota
08:00-21:00	Opening / Closing of Media Centre	Thury Castle, Várpalota
08:00	Re-scrutineering for car which did not pass	Thury Castle, Várpalota
09:00-13:00	Shakedown	Várpalota, according to Shakedown Road Book
11:00-13:30	Parc Fermé	VÁRPALOTA FŐTÉR Szabadság Square
13:30-14:00	Press Conference	Thury Castle, Várpalota
14:00	Team managers and/or Drivers' briefing	Thury Castle, Várpalota
14:00	Publication of start list for Prologue	Digital Notice Board
15:00	Start of the Rally – Prologue (TCP0)	VÁRPALOTA FŐTÉR Szabadság Square
As per appointment of the FIA Technical Delegate	Rescrutineering for Vehicles to restart after retirement from Prologue	Parc Fermé
16:00	Publication of the Prologue provisional classification	Digital Notice Board
16:15	Selection of Starting Position after Prologue	Thury Castle, Várpalota
17:00	Publication of start list for Stage 1 Section1	Digital Notice Board
17:30	Start Stage1 Section1	VÁRPALOTA FŐTÉR Szabadság Square
19:58	Finish of Stage 1, Section1 (estimated time of 1 st car)	VÁRPALOTA FŐTÉR Szabadság Square
20:15	Publication of start list for Ceremonial Start	Digital Notice Board
20:30	Ceremonial Start	VÁRPALOTA FŐTÉR Szabadság Square
21:30	Publication of start list for Stage 2, Section2	Digital Notice Board
Saturday 16 August 2025		
07:00	Re-scrutineering, cars to re-start after retirement	Parc Fermé
07:30-20:30	Opening / Closing of H.Q. and Baja Secretariat	Thury Castle, Várpalota
08:00-21:00	Opening / Closing of Media Centre	Thury Castle, Várpalota
08:00	Start of Stage 2, Section 2 TC 1E	Parc Fermé
18:45	Finish of Stage 2 TC 4A (estimated time of 1 st car)	Parc Fermé
	Final scrutineering; Immediate after arrival in the finish (following the marshals' instructions)	Thury Castle, Várpalota
20:00	Publication of Provisional Classifications (overall and by groups)	Digital Notice Board
	Publication of Final Classifications After the Stewards have declared the Classification final.	Digital Notice Board
20:30	Podiums Ceremony / Prize giving	VÁRPALOTA FŐTÉR Szabadság Square

Art. 4. Entries

Art. 4.1 Closing date for entries

See programme in chronological order (SR Art. 3) and 2025 FIA CCRSR Art. 17

Art. 4.2.1 Entries must be submitted in accordance with the 2025 FIA CCRSR Art. 16 – Art. 18.

See also FIA International Sporting Code Art. 3.8 – Art. 3.14

An electronic entry application (Internet) will be accepted on the organisers' website:
www.hungarianbaja.com.

The entry form must be accompanied by a copy of the valid competitor's licence. If one of the drivers will be the competitor, he must hold a valid a competitor's licence and a driver's competition licence.

All competitors taking part in the baja must ensure that their drivers and navigators sign the driver declarations and undertakings form as specified in Article 4.2.2 of the present supplementary regulations.

Mailing address for entry form:

Name: Garilla Racing Kft.
Street: Házgyári 1
Post code/city: 8200
E-mail: info@hungarianbaja.com

An entry application will be accepted only if accompanied by the total entry fees. The entry fee must be credited in full to the organiser's bank account:

Slovenská Sporiteľna, a.s.	Garzone s.r.o.
Bank	Account holder
SK2609000000005063476359	GIBASKBX
IBAN	BIC

Art. 4.2.1 Documents to be submitted

Documents to be submitted and received by Organizers by email: julianna@hungarianbaja.com, not later than Thursday 31 July 2025:

1. Competitors' licence
2. Driver's and navigator's competition licences (if one of the drivers should be the competitor, he must also hold a competitors' licence)
3. Driver's and navigator's ID cards/passports
4. Driver's and navigator's valid driving licences valid for the vehicle entered.
5. Driver's and navigator's 2025 FIA CCRSR Appendix XI Declaration and Undertakings form
6. ASN authorisation / Starting Permission for foreign competitors (if required)
7. Completion of all details on the entry form
8. Car registration papers
9. FIA Technical Passport (first page TT-XX-XXX) of competition vehicle
10. FIA Homologation form and number for Stock Vehicles
11. Competing vehicle's insurance cover
12. Authorization from the vehicle's owner (if owner is different than the driver)
13. Copy of Entry Fee payment

Art. 4.2.2 Driver declaration and undertakings

FIA Cross-Country Rally Sporting Regulations, Article 1.1.7: *"All competitors taking part in a Championship event must ensure that their drivers and navigator's sign the driver's declarations and undertakings form as attached in Appendix XI."*

Please print, fill in and sign the Driver's Declarations and Undertakings available at:

<https://www.fia.com/regulation/category/100> (under RELATED DOCUMENTS)



The completed and signed Driver's Declarations and Undertakings must be handed to the organiser at the administrative checks.

Art. 4.2.3 FIA Baja Cups and Points

In order to score points, competitors **must register** with the FIA up to the closing date for entries for the first baja for which they wish to score points.

Registrations must be made using the entry form available on the FIA website:

<https://registrations.fia.com/bajas>

NEW - Selection of events (European Baja Cups): The driver/team **must designate a maximum number of bajas** on which he wishes to score points.

- **Seven (7)** for the **European Cup**

This designation must be made before the closing date for entries for each baja, using the form on the FIA website (link above). **No changes** may be accepted **after the closing of entries** for each baja.

The FIA Baja Cups for **Teams** is reserved for **legal entities** holding a competitor's licence.

Only registrations with a proof of payment of the registration fee will be accepted.

For further information, please refer to V2, Art. 3.1.7, 3.3. to 3.5 and V3, Art 3.4, 3.5 (Regional Cups) of the 2025 FIA CCRSR.

Art. 4.3 Number of competitors accepted and vehicle classes

Art. 4.3.1 The number of competitors shall be limited to: **60**

The minimum number of entered automobiles required is: **15**

If that number is not reached, the Organiser may cancel the competition after obtaining the FIA's approval.

Art. 4.3.2 Eligible cars

- **Ultimate:** Prototype Cross-Country Vehicles.
- **Stock:** Series Production Cross-Country Cars.
- **Challenger:** Lightweight Prototype Cross-Country Vehicles.
- **SSV:** Modified Production Cross-Country Side-by-Side Vehicles.

Art. 4.3.3 Groups/Classes of vehicles

Group	Class	Vehicle
ULTIMATE (ULT)	T1+	Prototype Cross-Country Vehicles 4x4 complying with 2025 Appendix J, Art. 285-11
	T1.1	Prototype Cross-Country Vehicles 4x4 complying with 2025 Appendix J, Art. 285
	T1.2	Prototype Cross-Country Vehicles 4x2 complying with 2025 Appendix J, Art. 285

STOCK (STK)	STK	Series Production Cross-Country Cars complying with 2025 Appendix J, Art. 284
	T2.1	Series Production Cross-Country Cars complying with 2024 Appendix J, Art. 284
	T2.2	Series Production Cross-Country Vehicles with expired homologation, complying with 2024 Appendix J, Art. 284 (see Art. 8.6.1)
CHALLENGER (CHG)	T3.U	Lightweight Prototype Cross-Country Vehicles complying with 2025 Appendix J, Art. 286-14
	T3.1	Lightweight Prototype Cross-Country Vehicles complying with 2025 Appendix J, Art. 286
SSV	SSV1	Cross-Country Side-by-Side (SSV) Vehicles complying with 2025 Appendix J, Art. 286A (turbo up to 1050cc and atmo from 1050cc to 2000cc)
	SSV2	Cross-Country Side-by-Side (SSV) Vehicles complying with 2025 Appendix J, Art. 286A (atmo up to 1050cc)
	T4	Modified Production Cross-Country Side-by-Side (SSV) Vehicles with a FIA Technical Passport issued before 31.12.2025 and complying with 2024 Appendix J, Art. 286A

See also 2025 FIA CCRSR Art. 8 for additional provisions.

With organiser's optional advertising (see also 2025 FIA CCRSR Art. 20)

EUR 2400 up to entry closing date with reduced entry fee
 EUR 2750 up to entry closing date

Without organiser's optional advertising: (see also FIA RRSR Art. 20)

EUR 4000 up to entry closing date with reduced entry fee
 EUR 4300 up to entry closing date

Additional fees:

EUR 100 Service plate (up to 3,5T)
 EUR 300 Truck plate (above 3,5T)
 EUR 100 Additional service area (50m²)
 EUR 200 Shakedown
 EUR 130 Waterproof Road Book

Each team is entitled to **1 service plate free of charge**, which includes **50 m²** of space.

Additional vehicles may only enter the service park with a **service sticker**.

The fee is **€300 for trucks** and **€100 for all other vehicles**.

Requests for additional service plates and service area must be indicated on the **Entry Form**.

Service stickers will be handed out at the **Registration tent** and will be **checked in** the service park.

To be paid at the administrative check:

EUR 400 Nav GPS + Tracking System **Deposit**
 EUR 100 Service park **environmental Deposit**

Art. 4.5 Payment

Any entry not accompanied by the entry fee shall be, according to Art. 3.9.3 of FIA International Sporting Code, null and void. The entry fee shall be paid only by bank transfer to the account indicated below and adequate proof of payment (copy of bank transfer) must be attached to the entry form:

ALL BANK CHARGES & EXPENSES MUST BE PAID BY THE SENDER UPON TRANSFER.

Organiser's bank details:

BENEFICIARY: Garzone s.r.o

ADDRESS: Slovakia, 929 01 Dunajská Streda, str. Veľkobláhovská 75/39

BANK: Slovenská Sporiteľna, a.s, Slovakia

IBAN: SK26 0900 0000 0050 6347 6359

BIC: GIBASKBX

CURRENCY: Euro (€)

Art. 4.6 Entry fee refunds

The entry fee shall be refunded in full:

- if the event does not take place
- to teams whose entry application is rejected.

The organiser may partially refund entry fees if a competitor cannot take part in the event due to a duly proved case of force majeure. The Organiser reserves the right to accept or reject the refund request. If so, subject to the written request reaching the organizer by email at info@hungarianbaja.com, the refund will be:

- 50 % refund for requests received until 7 days before administrative checks
- 0% refund for requests received less than 7 days before administrative checks

Art. 5. Insurance Cover

Entry fee includes a premium for Third Party liability insurance towards third parties during participation in Hungarian Baja.

Name of the insurance company: SRC SPECIAL RISK CONSORTIUM GMBH, Kuniberts Kloster 7-9, D 50668 KÖLN.

The limit of the responsibility is 7.500.000 Eur.

- Competitors must bear in mind that Third Party insurance policy, taken out by the Organizer, covers only damage caused to third parties. Any injury caused by competitors to themselves, injuries and damages caused by competitor to other competitor or damage to vehicles participating in the Baja are not covered by the Third Party insurance policy.
The organization declines all and any responsibility in the event of theft or damage to equipment within the various structures of the organization even during hours of security services.
- Competitors are free to take out a convenient and individual personal accident insurance on their own, in addition to the aforementioned Third Party liability insurance. In any case, all competitors must have Personal Accident insurance cover that includes a clause for repatriation expenses.
- Service vehicles, even those having special marks issued by the Organizer, will not be treated as official Baja participants. Therefore, they are not covered with the Rally Third Party insurance policy and are subject to the owner's exclusive liability. Hungarian Law obliges any vehicle driven in Hungary to have its own Third Party Liability insurance regardless any additional insurance may be provided by the Organizer.
- Organizer shall not be liable for any damage or accident caused to the competitors and their vehicles during the whole event, in the case of catastrophe, riots, demonstrations, vandalism, pandemic, etc. The competitors and crew members must bear all consequences (damages, fines and penalties) of any such incident. The Organizers shall not be liable for any law infringement.
- Third Party liability insurance cover will come into effect from the time of Private Tests and/or Administrative checking and/or scrutineering opening time and will end upon the expiry of one of the following time limits, whichever is the later:
 - time limit for protests or appeals or the end of any hearing by the Stewards,
 - end of the prize giving ceremony
 - end of the post Event Scrutineering
- Insurance coverage for vehicles that have retired or been disqualified: This policy covers only the official route of the rally, as indicated by the organiser. Vehicles that have retired or been disqualified will continue to be covered, provided that they proceed to the finish control of the rally via the most direct route from the location where they retired or were disqualified.

- In case of accident with bodily injuries or property damages, competitors and drivers exempt FIA, ASN, event Organizers, Members of Organization Committee, from any liability and waive any right to claim from them any compensation or to bring claim against them to Civil or Criminal courts of justice in any country.
- Third party liability insurance is in force in Road Sections (Liaisons) under the assumption that competitors must fully comply with the Hungarian Traffic Law, i.e. speed limit signs, traffic signs, etc.

Art. 6. Advertising and Identification

See Appendix 3 of these SR “Decals and positioning of supplementary advertising”.

The organiser will provide each crew with the advertising and identification panels, which must be affixed to their vehicles in the stated positions prior to scrutineering. No modifications to the panels are allowed. However, they may be cut out if the shape of the bodywork does not allow the panels to be affixed in one piece.

Art. 6.1 Obligatory organiser’s advertising

Rally plate:



VÁRPALOTA: institutional advertising
GARILLA RACING: logo of the Organizer

Size of rally plates (width x height):

- General: 43 x 21cm
- Groups Challenger/SSV front plate: 19 x 18cm

These plates must be affixed, parallel to the wheel axle, to the front and rear of the Vehicle. These plates shall incorporate the Competitor’s race number and may include advertising.

Size of race number panels (width x height):

- Groups Ultimate (except class T1.2)/Stock: 42 x 44cm
- Class Ultimate T1.2: 36 x 36cm
- Groups Challenger/SSV: 30 x 31cm



VÁRPALOTA: institutional advertising

THURY VÁR: institutional advertising

These panels must be affixed to the right and left sides of the vehicle, on the front door, in the area between the wheel arches provided they are fully visible from the side, and on the roof of the Vehicle, readable in the direction of travel.

Windscreen Band

This banner, which may incorporate the Competitor’s race number, must be affixed to the upper part of the windscreen. No other advertising sticker may be affixed under it.

Size of windscreen band (width x height): 110 x 10cm

Art. 6.2 Optional organiser's advertising

Additional organiser's advertising:

The exact advertising brand names and the actual panel will be published with bulletin before the Administrative Check.

Spaces on the vehicle that must be kept free:

Size of optional advertising panels (width x height):

- Groups Ultimate (except class T1.2)/Stock: 42 x 44cm
- Class Ultimate T1.2: 36 x 36cm
- Groups Challenger/SSV: 30 x 31cm

For Groups Challenger/SSV, a metal bracket fixed to the rear rollbars can be added to allow the correct affixing of these panels.

Spaces on the vehicle that must be kept free for:

- 1 sticker Scrutineering OK (on Driver's side)
- 1 sticker Emergency in the cockpits' dashboard visible by both crew members
- 2 stickers Emergency (both sides of the vehicle and as close as possible to the upper part of doors)

Scrutineering OK
12x8cm



Emergency Dashboard
12x8cm



Emergency near each side door
10x17cm



Art. 6.3 Driver's and Navigator's identification

According to Art.21 of 2025 FIA CCRSR

Art. 7. Tyres

Art. 7.1 Regulations regarding tyres which may be used during the event

See Art. 10 of the 2025 FIA CCRSR and Art. 10 of Appendix V2 of the 2025 FIA CCRSR

The number of tyres to be used by FIA Ultimate Priority drivers is **10**

Art. 8. Fuel

All type of fuel must follow Appendix J Art. 252.9. (Art. 56 of the 2025 FIA CCRSR).

Refuelling is only authorised in the designated refuelling zones or at commercial fuel stations indicated in the Road Book. Near to Service Park and on Road Sections the following fuels are available: Diesel, Petrol 95 and 100. In case that a vehicle must empty its fuel tank for repair then the competitor must inform the Organizer and the FIA Technical Delegate, prior of the start of any such work. (Art. 51 of the 2025 FIA CCRSR)

Art. 8.1 Technical Requirements

See Art. 56.2 of the 2025 FIA CCRSR (Refuel Couplings)

Art. 9. Administrative checks

Art. 9.1 Documents to be presented:

(see Art. 22 of the FIA CCSR)

To keep the time required for the administrative checks to the necessary minimum, make sure to bring and present the following documents:

- Competitors' licence
- Driver's and navigator's competition licences (if one of the drivers should be the competitor, he must also hold a competitors' licence)
- Driver's and navigator's ID cards/passports
- Driver's and navigator's valid driving licences valid for the vehicle entered.
- Driver's and navigator's signed *Driver's declaration and undertakings* forms
- ASN authorisation for foreign competitors
- Completion of all details on the entry form
- Car registration papers
- FIA Technical Passport
- Competing vehicle's insurance cover
- Authorization from the owner (if the latter is not member of the crew)

Art. 9.2 Timetable

See programme (SR Art. 3)

A detailed program of attending in Administrative Checks will be issued with bulletin after the date of Entries closure.

A time control before the Administrative Checks (C1) will be arranged, according to the individualized timetable. Any delay at this time control will result the following fines:

<i>From 1 to 15 minutes</i>	<i>150,00€</i>
<i>From 16 to 30 minutes</i>	<i>250,00€</i>
<i>More than 30 minutes</i>	<i>Start may be denied</i>

In case of force majeure where a competitor cannot be present in the designated time, Organizers must be noticed in written, at least until the day before Administrative, by sending email at:

info@hungarianbaja.com, explaining the reason. If this is possible, Organizers after approval by the Stewards of the Meeting and the FIA Technical Delegate will assign new time for Administrative Checks and Scrutineering.

Art. 10. Scrutineering, Sealing and Marking

See Article 23 and Article 24 of the 2025 FIA CCSR.

Art. 10.1 Scrutineering, venue, and time

Cars may be presented at scrutineering by a representative of the team. See programme (SR Art. 3)

Location: Thury Castle, Várpalota

Art. 10.1.1 Scrutineering, mandatory documents

- Cars' complete original FIA Homologation Document (if applicable)
- FIA Technical Passport
- SOS / OK board (DIN A3 format)

The installation of the tracking system and the NAV-GPS will be checked at scrutineering.

The complete original FIA homologation form / FIA Technical Passport and all other necessary certifications/documents must be available for final checks.

Art. 10.1.2 Timetable for scrutineering

See programme (SR Art. 3)

A detailed program of attending Scrutineering will be issued with bulletin after the date of Entries closure. There will be a time control before the Scrutineering (C2). The competitors should check-in to this time

control according to the individual schedule. Any delay at this time control will result in the following fines:

From 1 to 15 minutes	150,00€
From 16 to 30 minutes	250,00€
More than 30 minutes	Start may be denied

In case of force majeure where a competitor cannot be present in the designated time, Organizers must be notified in writing, at least until the day before Scrutineering, by sending email at:

info@hungarianbaja.com, explaining the reason. If this is possible, Organizers after approval by the Stewards of the Meeting and the FIA Technical Delegate will assign new time for Administrative Checks and Scrutineering.

Art. 10.2 Drivers' safety equipment

All items of clothing including helmets and FHR (Front Head Restraint) intended to be used, e.g. HANS devices, must be presented for scrutineering. They shall be checked for compliance with Appendix L, Chapter III.

Each vehicle must be equipped with a medical kit from the FIA Technical List n°83, that must be placed inside the cockpit, and a survival kit according to 2025 FIA CCRSR Appendix IV-2.1 and the defined Safety Type (see SR Art. 1.4).

Art. 10.3 Installation of the Safety Tracking System and Navigation System

Art. 10.3.1 Safety Tracking System (2025 FIA CCRSR Art. 12.1)

All vehicles must **only** be fitted with the Safety Tracking System(s) provided by the Organiser. The instruction for the use of the Tracking System is in the Appendix 5 of these Supplementary Regulations.

The system will be provided at the administrative check and must be installed before the car is brought to scrutineering. A €400 deposit is required for the GPS safety and navigation system, which will be refunded at the end of the competition upon returning the device undamaged. Returning will be at the entrance of Parc Ferme on Saturday, 16th August, or at Rally HQ Secretary in case of retirement.

Art. 10.3.2 Navigation System (NAV-GPS; 2025 FIA CCRSR Art. 12.2)

Competitors are obliged to be equipped with one or two Navigation System(s) (NAV-GPS) downloaded with the waypoints given by the Organiser. When a crew uses two NAV-GPS, the primary one will be identified by the supplier with a distinctive label.

The system will be provided at the administrative check and must be installed before the car is brought to scrutineering. A €400 deposit is required for the GPS safety and navigation system, which will be refunded at the end of the competition upon returning the device undamaged. Returning will be at the entrance of Parc Ferme on Saturday, 16th August, or at Rally HQ Secretary in case of retirement.

Art. 10.3.3 Connection of the Systems (2025 FIA CCRSR Art. 12.3)

The specifications for the standard power connector are laid down in the 2025 FIA CCRSR Appendix VI. It is the competitor's responsibility to ensure that the Safety Tracking System(s) and the NAV-GPS always remain permanently connected and switched on with the antenna connected throughout the duration of the competition.

Art. 10.3.4 GPS Data Logger

Vehicles selected by the FIA after the publication of the entry list may be equipped with a GPS Data Logger to monitor their performances during the event.

See 2025 FIA CCRSR Article 13.1.

Art. 10.4 On-Board Cameras

See 2025 FIA CCRSR Article 11.

Competitors who wish to use an on-board camera must indicate this on the Entry Form. The camera installation will be checked during technical scrutineering. If it complies with the safety and mounting regulations, a dedicated sticker will be issued and must be visibly placed on the vehicle to authorize its use during the event.

If requested by the Organizer or an FIA Delegate, all recordings will be provided at the end of the Stage.

Art. 10.5 Electronic Equipment

Any radio or electronic means of communication, or any other device not expressly permitted in 2025 FIA CCRSR regulations is forbidden on board the vehicles.

Art. 11. Other procedures and regulations

Art. 11.1 Drivers' Briefing(s)

See programme (SR Art. 3)

At the first briefing of the event, the participation of at least one crew member is compulsory. A penalty of €100 will be imposed for not attending at the first briefing. Any other briefing will be published in DNB.

Art. 11.2 Start Area

In the Parc Fermé out will be the first Time Control of the race (TC 0, see Appendix 1 of Itinerary), according to the Starting List and relevant time that will be communicated via DNB.

Art. 11.3 Ceremonial start procedures and order

On Friday evening (15.08.2025 from 20:30), all participants will leave the Parc Fermé for the Starting Ceremony, in order to the Start List for Ceremonial Start, with the guidance of the Marshalls. Returning to the Parc Fermé afterwards is mandatory.

Art. 11.4 Electronic start procedure at Selective Sections

The start of the selective section is happening based on an electric clock and lamp, connected to a false start alert system.

When the car arrives at the start line, the front of the car should be positioned behind a stick placed by the marshal to define the exact start position. One minute before the start time, but not before the car has stopped in its exact position, the marshal shall remove the stick and the crew shall refer to the automatic countdown clock. Any subsequent change of the car's position until its start time is not permitted and will be reported to the Stewards.

Art. 11.5 Prologue

A Prologue will be held in the form of a Selective Section and will determine the Starting Order of the Stage 1. Competitors must take part in it. The start interval between competitors will be identical and at least one minute. Any crew who does not participate or complete the prologue will be classified in last position in his group. If several crews are in this situation, they will be classified according to their start order. The Prologue does not count for the classification of the event. The first ten competitors of the Prologue must present themselves to the location and time indicated in Program (Art.3 SR) so to select their starting position for Stage 1.

Prologue reconnaissance is NOT allowed.

Art. 11.6 Finish procedures

At the end of Stage2, the crews must place the vehicles in Parc Fermé, located in Várpalota Főter, Szabadság square, according time scedule of the event on Saturday, 16^h August.

Art. 11.7 Permitted early check-in.

Early-check in is allowed at TC1D and TC4A

Art. 11.8 Official time used during the event.

Official time throughout the entire rally will be GPS time (GMT +2).

Art. 11.9 Road books delivery

The Organiser will issue the Road Book one day at a time as follows:

- *At Administrative Checks: Road Book for Shakedown Stage.*
- *At Briefing: Road Book for Prologue + Stage 1, time 14:00*
- *Entering Parc Fermé after the Ceremonial Start: Road Book for Stage2*

The official and only Road Book of the event is the hardcopy one.

Art. 11.10 Servicing of vehicles

Art. 11.10.1 Service Areas / Bivouacs

From TCP0 onwards, service of a competing car may be carried out in Service Areas (Service Parks Bivouacs) and road sections as permitted under the 2025 FIA CCRSR.

Access to the Service Park will only be permitted for vehicles, accompanying team cars- showing the Service Stickers, provided by the Organizer at the Registration (Gál Gyula Sporthall, Várpalota Fehérvári Str.9.) 1pc Service sticker/team + 50m² is provided by the Organizer.

Tampering with or falsification of these stickers will lead to disqualification of the team to which these service vehicles belong, on the decision of the Stewards. The stickers will be placed in a visible area inside of the front windscreen of the vehicle.

Car wash and Refuelling is strongly prohibited in the total area of the service park!!! The only possibility to wash the cars is in the official car wash company, just beside the service park.

The speed of vehicles in the service parks may not exceed **30 km/h**

Art. 11.10.2 Identification of team personnel

In service areas, after the start of the competition, only 3 team personnel may work on competing vehicles driven by FIA Platinum/Gold priority drivers. They will be identified by distinctive armbands provided by the organiser.

Art. 11.10.3 Service allowed in Selective Section

In accordance with article 49 of the FIA CCR SR, any service is forbidden during Selective Sections. Only crews with FIA groups vehicles still in the competition for the current Stage/SS may assist each other.

Art. 11.10.4 Fuel and Refuelling Zone

Refuelling is permitted only in commercial fuel stations using fuel on sale to the public. Only the crew may carry out this procedure.

The Refuelling station authorised will be indicated in the Road Book with "FUEL STATION"

Competitors using their own fuel can refuel in the vicinity of service park:

Shell Petrol Station: Várpalota, Fehérvári str. 17

GPS: 47.200766, 18.152088,

<https://maps.app.goo.gl/4R1TdS8tGGbx34pR8>

MOL Petrol Station: Várpalota, 8.sz.fkl. str I. (right), 8100

GPS: 47.201618, 18.153272

<https://maps.app.goo.gl/Faw7yNyAFynAdCs68>

To do so, three support of team members are allowed, one of them being present with a fire extinguisher
Art. 54.2.3 of the 2025 FIA CCRSR

Art. 11.11 Shakedown

10.06.2025. Opening date for shakedown's entries

31.07.2025 Closing date for shakedown's entries

14.08.2025 Delivery Shakedown's materials (Identification plates – Road Book)

15.08.2025 09:00 to 13:00 Shakedown Length: 4km – maximum 2 hours

ENTRY PROCEDURE:

Anybody wishing to perform the Shakedown must indicate on the Entry Form, or inform the secretariat of the event via email: julianna@hungarianbaja.com

REGISTRATION FEE FOR SHAKEDOWN

2 hours / vehicle	€ 200,00
--------------------------	-----------------

The price includes:

- Insurance
- SHAKEDOWN Road Book
- SHAKEDOWN sticker (25x10cm to the centre top of the windscreen)
- Rescue and Medical preparedness

CONDITIONS TO PARTICIPATE:

- Driver and navigator must be registered in the Entry Form of HunGarian Baja 2025;
- The vehicle must be the one indicated in the Entry Form of HunGarian Baja 2025;
- The vehicles must have passed the pre-event scrutineering (2025 FIA CCRSR Art. 29.4)
- The shakedown fee must be paid;

To participate at the Shakedown, all identification and advertising panels received at the administrative check, including the Shakedown sticker must be affixed to the racing vehicle.

SERVICE AREA: Close to the Shakedown zone, the Organiser will provide an area where it will be possible to service on the race vehicles.

RUNNING OF THE SHAKEDOWN

Inside the race car, the competitors must wear FIA homologated clothing and equipment, in accordance with Appendix L.

All vehicles will start with an interval of 2 minutes: the starting order will be based on the arrival to the preset zone and can perform as many laps as they wish in two hours.

After the Shakedown, participants must put their cars in the Park Fermé 11:00-13:30 15.08.2025.

Art. 11.12 Special procedures and activities**Art. 11.12.1 Availability of participants**

Participants who park their vehicles in the Parc Fermé upon passing the finish line, must remain available by phone (mobile) until the final classification have been posted.

Art. 11.12.2 Classification

The final classification will not be distributed after the event. The final classification will be published on the website on the Digital Notice Board Sportity: **HGB25FIA**

Art. 12. Identification of officials

Competitors Relation Officer	"CRO" pink tabard
Scrutineers	"ATB" blue tabard or shirt
Post Chiefs:	VEZETŐBÍRÓ" red tabard
Special Stage Commanders:	"VEZETŐBÍRÓ" red tabard
Marshals:	"SAFETY / SPORTBÍRÓ" orange tabard
Medical	White shirt / tshirt
Timekeepers:	"CHRONOMOTO" black shirt

Art. 13. Prizes

Overall classification:	1-6 cup for Driver and Navigator
Classification by groups/classes	1-3 cup for Driver and Navigator
Overall Team Classification	1 cup

Art. 14. Final checks / Protests / Appeals / Fines**Art. 14.1 Final Checks**

Time and location: see programme (SR. Art. 3)

Any teams required to undergo final checks must immediately follow the instruction of the marshals in charge, even if this prevents them from proceeding to one or more time controls (TC). The complete original FIA homologation form, the FIA Passport and other necessary certifications must be available for final checks.

Art.14.2 Protest deposit

The protest deposit is: **EUR 1.000**

If a protest requires the dismantling and re-assembly of a clearly defined part of the car, any additional deposit will be specified by the Stewards upon a proposal of the Chief Scrutineer (FIA International



Sporting Code Art. 13.4.3)

Art. 14.3 Appeal deposit

The appeal deposit for an international appeal is published on the FIA website:

<https://www.fia.com/international-court-appeal>

All protests and/or appeals must be lodged in accordance with Articles 13 and 15 of the FIA International Sporting Code and, where applicable, with Chapter 4 of the FIA Judicial and Disciplinary Rules.

Art. 14.4 Fines

In accordance with Article 12.8 FIA International Sporting Code, the payment of the fines must be done online, within 48 hours of their notification, at the following address: <https://fiafines.fia.com>.

Any delay in making payment may entail Suspension during the period a fine remains unpaid.

Appendix 1 – Itinerary



XXII. HUNGARIAN BAJA



Stage 1					2025.08.15. FRIDAY / PÉNTEK				
Sunrise		5:43		19:59					Sunset
IE/TC	Location	SS Maximum Time	Partial SS km	Total SS km	Liasion Km	Total Km	Target Time	1st vehicle Due	
P0	VÁRPALOTA Parc Ferme OUT							15:00	
P1	Várpalota				3,08	3,08	0:10	15:10	
DSS P	PROLOGUE START						0:05	15:15	
ASS P	PROLOGUE FINISH	0:30		11,20		14,28	(0:08)	(15:23)	
	Várpalota							(Expected time of arrival)	
P1A	Regrouping IN				1,31	15,59	0:06	15:29	
REGROUPING / START POSITION CHOOSING for Stage1 Section1 - ONLY for the TOP 10 on Podium (Sportity)								16:15	
TC0	Regrouping OUT							17:30	
TC1	Várpalota				0,85	16,44	0:05	17:35	
DSS 1	START SS1						0:05	17:40	
ASS 1	FINISH SS1	1:10		49,34		65,78	(0:36)	(18:16)	
	Várpalota							(Expected time of arrival)	
TC1A	Technical Zone IN				3,07	68,85	0:10	18:26	
TC1B	Technical Zone OUT / Service IN				0,05	68,90	0:10	18:36	
SERVICE / SZERVIZ B									
TC1C	Service OUT (FIA Tire marking)				0,84	69,74	1:00	19:36	
Refueling, Petrol Station,									
TC1D	Parc Ferme IN / Early Check-IN is Authorised				1,27	71,01	0:22	19:58	
Ceremonial Start / Podium								20:30	
		Day Total		60,54	10,47	71,01			
				85,02%	14,98%	100%			

XXII. HUNGARIAN BAJA

Stage 2										2025.08.16. SATURDAY / SZOMBAT	
Sunrise 5:45									19:57	Sunset	
IE/TC	Location	SS Maximum Time	Partial SS km	Total SS km	Liasion Km	Total Km	Target Time	1st vehicle Due			
TC1E	VÁRPALOTA Parc Ferme OUT							8:00			
TC12	Várpalota				2,89	2,89	0:10	8:10			
DSS 2A	START SS2						0:05	8:15			
ASS 2A	FINISH	1:10	49,31			52,20	(0:36)	(8:51)			
Neutralization zone (Refueling Area - only NAT Cars)											
DSS 2B	START				4,21	56,41	0:20	9:11			
ASS 2B	FINISH SS2	1:30	79,14	132,66		135,55	(0:57)	(10:08)			
Gyulaírástól (Expected time of arrival)											
TC2A	Technical Zone IN				28,73	164,28	0:40	10:48			
TC2B	Technical Zone OUT / Service IN				0,05	164,33	0:10	10:58			
SERVICE A											
TC2C	Service OUT (FIA Tire marking)				0,84	165,17	0:30	11:28			
Refueling, Petrol Station,											
TC2D	Regrouping IN				1,27	166,44	0:22	11:50			
REGROUPING											
TC2E	Regrouping OUT							12:10			
TC3	Várpalota				2,89	169,33	0:10	12:20			
DSS 3A	START SS3						0:05	12:25			
ASS 3A	FINISH	1:10	49,31			218,64	(0:36)	(13:01)			
Neutralization zone (Refueling Area - only NAT Cars)											
DSS 3B	START				4,21	222,85	0:20	13:21			
ASS 3B	FINISH SS3	1:30	79,14	132,66		301,99	(0:57)	(14:18)			
Gyulaírástól (Expected time of arrival)											
TC3A	Technical Zone IN				28,73	330,72	0:40	14:58			
TC3B	Technical Zone OUT / Service IN				0,05	330,77	0:10	15:08			
SERVICE / SZERVIZ B											
TC3C	Service OUT (FIA Tire marking)				0,84	331,61	0:30	15:38			
Refueling, Petrol Station,											
TC3D	Regrouping IN				1,27	332,88	0:22	16:00			
REGROUPING											
TC3E	Regrouping OUT							16:20			
TC4	Gyulaírástól				27,50	360,38	0:35	16:55			
DSS 4	START SS4						0:05	17:00			
ASS 4	FINISH SS4	2:20		132,45		492,83	(1:35)	(18:35)			
Várpalota (Expected time of arrival)											
TC4A	Parc Ferme IN / Early Check-IN is Authorised				3,08	495,91	0:10	18:45			
Prize giving / Podium											
Day Total				397,77	98,14	495,91					
				80,21%	19,79%	100%					
				SS km	Liasion km	Total km					
Rally Total				458,31	108,81	567,12					
				80,81%	19,19%	100%					

Appendix 2 Names and photographs of the Competitors Relation officer(s) and their schedules



Mr. István Mátrai Jr.
(ENG / GER / HUN)
+36 20 417 6249
email:matraiistvan85@gmail.com



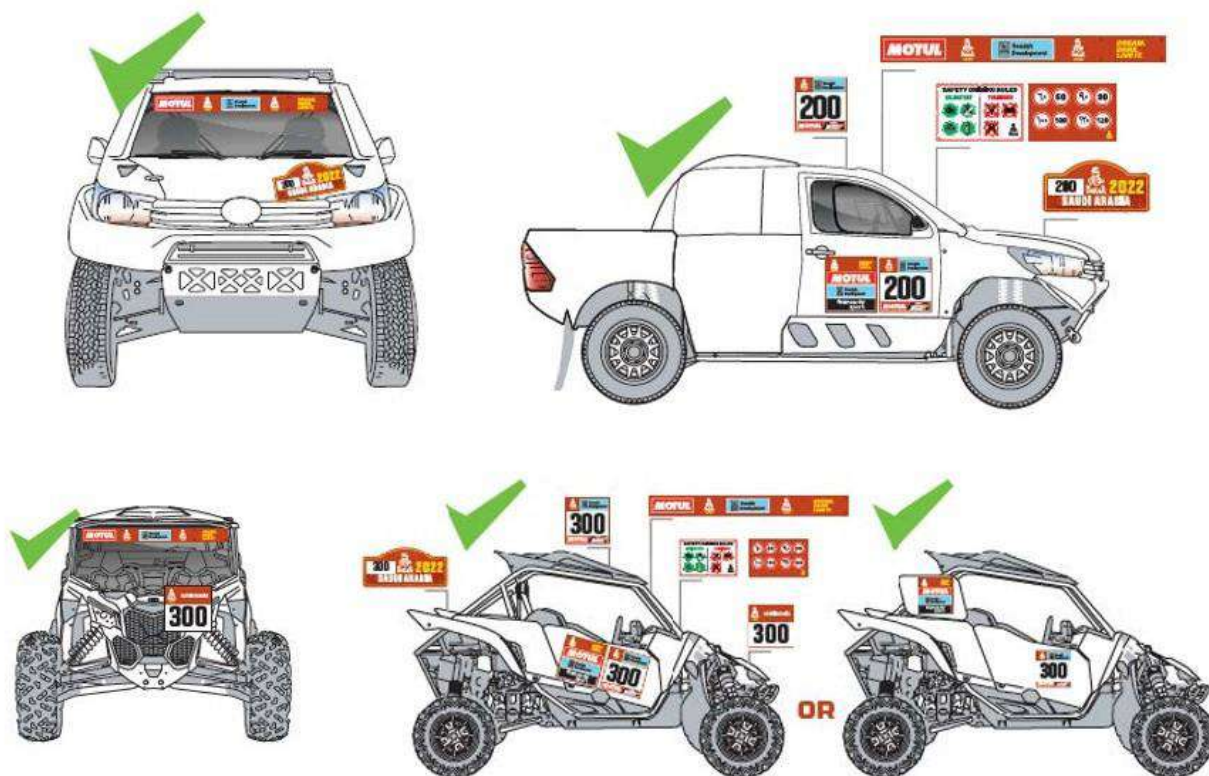
Mr. Benett Illés
(ENG / HUN)
+36 30 971 7100
email:16benett@gmail.com

Estimated working plan:

Thursday 14. August	Service Park Administrative check Scrutineering	12:00 – 19:30
Friday 15. August	Service Park Briefing / Start TC / Start Ceremony Parc Fermé Service area	07:45 – 22:00
Saturday 16. August	Parc Fermé Service area Finish Ceremony	07:00 – 20:30

Appendix 3 – Decals and positioning of supplementary advertising

List and positioning of advertising



Appendix 4 – Extracts from FIA ISC Appendix L relating to overalls, helmets and any other safety requirements.

All competitors are reminded of Appendix L of the FIA International Sporting Code, in particular its Chapter III - Drivers' Equipment.

Helmets (Appendix L, Chapter III, Art. 1)

All crews must wear crash helmets homologated to one of the FIA standards listed in Appendix L.

Frontal Head Restraint (FHR, Appendix L, Chapter III, Art. 3)

All crews must use FIA approved FHR systems homologated to FIA standard 8858.

Approved FHRs, anchorages and tethers are listed in Technical List N° 29.

See also helmet compatibility chart in Appendix L, Chapter III, Art. 3.3.

Flame-resistant clothing (Appendix L, Chapter III, Art. 2)

All drivers and navigators must wear overalls as well as gloves (optional for navigators), long underwear, a balaclava, socks and shoes homologated to **the FIA 8856-2000 standard (Technical List N°27)** the FIA 8856-2018 (Technical List N° 74). Please pay special attention to the prescriptions of Art. 2 **concerning the correct wearing of the clothing elements! See also FIA Cross-Country Rally Sporting Regulations Article 47.1.**

Any FIA-approved 8856-2018 garment customised using printing or transfers must be accompanied by a certificate from the manufacturer.

Biometric Devices (Appendix L, Chapter III, Art. 2.1)

Drivers may wear a device to collect biometric data during racing.

- If the biometric device is integrated into a protective garment homologated to FIA Standard 8856, the garment shall be homologated to FIA Standards 8856 and 8868-2018.
- If the biometric device is a stand-alone device, then the device must be homologated to FIA Standard 8868-2018 only. This device must be worn in addition to the garment homologated to FIA Standard 8856.

Wearing of jewellery (Appendix L, Chapter III, Art. 5)

The wearing of any type of jewellery, such as but not limited to, neck chains, bracelets or watches is prohibited during the competition. Exceptions to this rule, providing the CMO and/or Medical Delegate do not consider that due to size or location they may delay rescue or hinder emergency care, are:

- i. the wearing of watch(es) by navigators, on the condition that the watch(es) is worn over the overall,
- ii. the wearing of a single band-style ring providing it does not restrict the natural range of motion of the hand, and
- iii. the wearing of body piercing(s) providing they are not worn in and/or around the oral cavity.

RELATED LINKS:

FIA International Sporting Code and appendices:

<https://www.fia.com/regulation/category/123>

FIA Technical Lists:

<https://www.fia.com/regulation/category/761>



RALLY SAFETY SYSTEM

QUICK SELF - INSTALLATION MANUAL (CAR / SSV / TRUCK)

**FOLLOW THE INFORMATION BELOW ON HOW
TO INSTALL THE SYSTEM BEFORE GOING TO SCRUTINEERING**

Version released on 12.03.2024

Page 1 of 8

STEP 1 – GET FAMILIAR WITH THE SYSTEM COMPONENTS

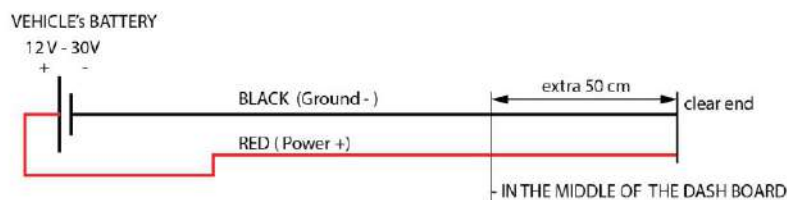


NOTE: If needed we can provide an additional extension cable to place the radio antenna on a better position.

- **IMPORTANT! NO CUTTING OF CABLES, MODIFICATION OF CONNECTORS OR OTHER INTERFERENCE IN THE SYSTEM COMPONENTS IS ALLOWED! ANY DAMAGE TO THE EQUIPMENT MUST BE PAID ACCORDING TO THE GEOTRAQ PARTS LIST!**

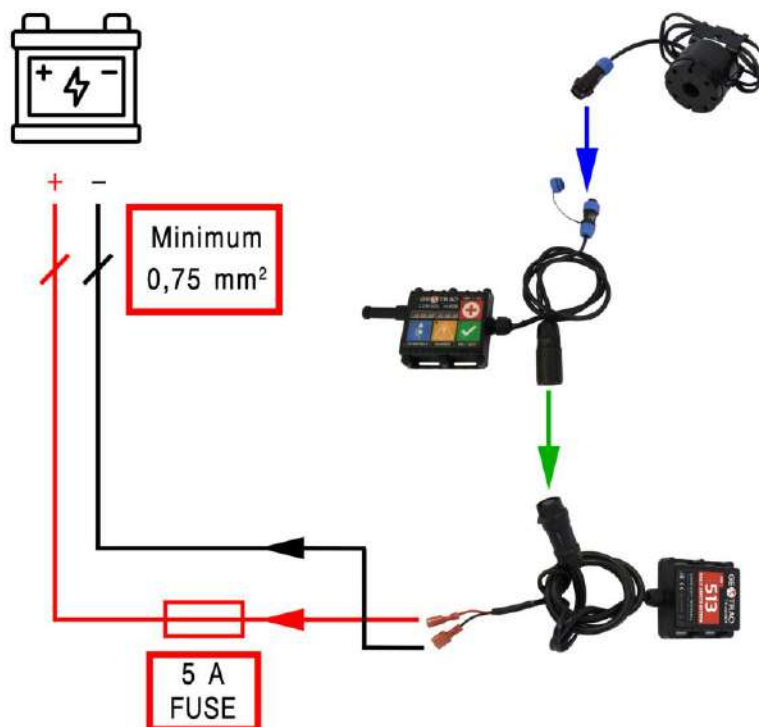
STEP 2 – PREPARE POSITIVE AND NEGATIVE CABLE FROM THE BATTERY TO THE DASH BOARD AND INSTALL INSULATED TERMINAL CONNECTORS (ONLY THOSE SUPPLIED BY THE ORGANISATION)

- **IMPORTANT! THE BATTERY MASTER CUT-OFF (KILL) SWITCH MUST NOT DISCONNECT THE POWER SUPPLY FOR THE RALLY SAFETY SYSTEM.**
- It is the responsibility of the competitors alone to provide, **DIRECT POWER SUPPLY** from the vehicle's battery according to the drawings provided.
- The power cables **MUST** be "flexible" (multi wire), insulated cables – 2 x min 0.75 to 1.25 mm² (**WITH RED** for positive (+) wire and **BLACK** for negative (-) wire insulation color).
- The connection **MUST** have an IN-LINE FUSE - "BLADE TYPE" of 5A.



FEMALE INSULATED
TERMINAL CONNECTORS


STEP 3 – MOUNTING THE SYSTEM - OVERVIEW



Overview of the system connections.

- You will receive two 6,3 mm female quick plug terminals for the power connection. **If you have old terminals, discard them and use the provided new ones!**

- **IMPORTANT! USE ONLY THE PROVIDED QUICK PLUG TERMINALS! DO NOT USE YOUR OWN!**
- **IMPORTANT! USE PROPER TOOLS TO CRIMP THEM!**




Following a change in the regulations, the 'Com-box' must be mounted in a central location as per indicated areas in blue, to enable both driver & co-driver to be able to reach the SOS button from their seat with seatbelts on. Shown are the mounting positions of the system components.

STEP 4 – MOUNT THE GPS TRACKER ON THE PROPER POSITION

- The best position is the “A-pillar” of the roll cage, or the horizontal member of the roll cage, with the tracker facing upwards.

- **IMPORTANT! THE GPS TRACKER MUST HAVE VISIBILITY TO THE SKY (NO METAL ON TOP OF THE DEVICE)**
- **IMPORTANT! INSTALLATION IS DONE WITH CABLE TIES TROUGH THE HOLES OF THE BASE OF THE DEVICE**
- **IMPORTANT! POSITION THE DEVICE IN SUCH A WAY THAT NO DIRECT DAMAGE CAN BE DONE!**



Installation of the GPS TRACKER on the roll cage “A-pillar” of a Car using cable ties.

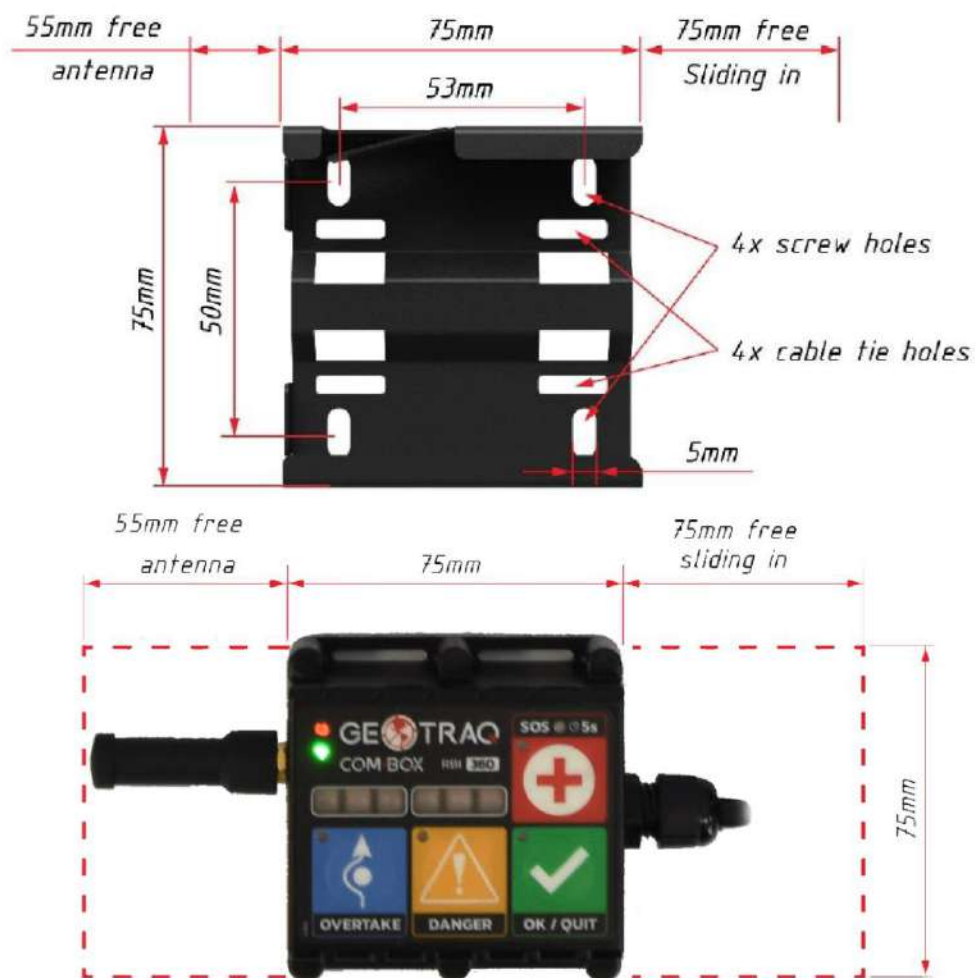
STEP 5 – MOUNT THE COM-BOX MOUNTING BRACKET AND INSERT THE COM-BOX UNIT ON THE PROPER POSITION

- You can bolt the mounting bracket as shown in the graphics below, or you can use industrial grade velcro or double-sided tape to stick it to a good surface or use cable ties to fix it to a central location on the dashboard or to the overhead tube of the roll cage above the centre of the dashboard.
- If needed, additional opening can be drilled to fix it on the required position.


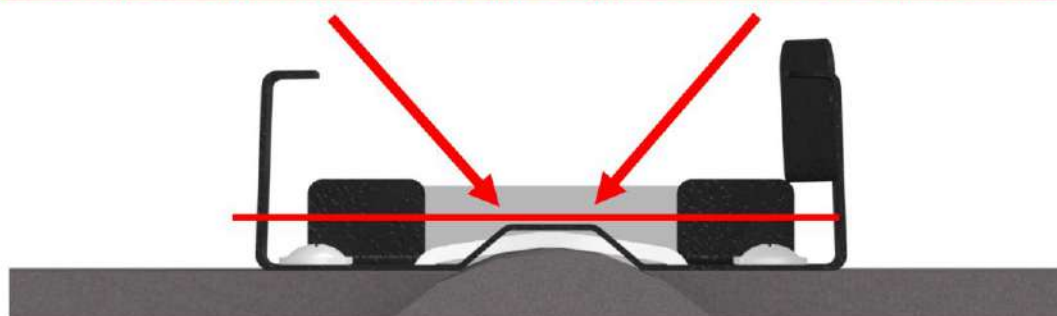
- **IMPORTANT! THE COM-BOX MUST BE IN REACH OF THE DRIVER / CO-DRIVER TO OPERATE THE BUTTONS!**
- **IMPORTANT! ENSURE THERE IS SUFFICIENT SPACE AT THE SIDE OF THE UNIT TO ENABLE THE ANTENNA / EXTENSION TO BE FITTED AND SLIDE THE UNIT INTO THE BRACKET!**



Installation of the Com-Box unit with bracket on the dashboard using bolts. **This must be in a CENTRAL location and not as indicated above, only in front of the co-driver.**



IMPORTANT! No bolt/screw heads or cable/zip ties can protrude over the red line as marked below.



Cable / zip tie fixture



Screw / bolt fixture



Com-Box unit installed in bracket

- When the mounting bracket is securely installed, you can slide-in the Com-Box unit in.
- When slid in you **MUST** lock the device in place by pushing the top locking mechanism.



- **IMPORTANT! THE ANTENNA NEEDS AT LEAST 55mm ON ALL SIDES TO WORK PROPERLY! MAKE SURE NOT TO PLACE IT RIGHT NEXT TO OTHER METAL COMPONENTS!**

STEP 6 – CHECK THE STATUS OF THE RALLY SAFETY SYSTEM.

- First, make sure the antenna is connected (optional extension cable and antenna)
- Second, check the blue connectors (buzzer) are tight
- Third, check the connection of the black connectors between the GPS Tracker and the Com-Box unit
- Finally check the connection of the 2 power terminals (positive and negative)

- **IMPORTANT! WHEN CONNECTING THE POWER TERMINAL MAKE SURE YOU HAVE THE PROPER POLARITY – RED is POSITIVE, BLACK is NEGATIVE!**
- **IMPORTANT! IF ALL THE COMPONENTS ARE CONNECTED PROPERLY, THE COM-BOX UNIT WILL DISPLAY A "GREEN STATUS" ON THE BATTERY ICON AND "BLUE/GREEN STATUS" on the RADIO ICON**

STEP 7 – FINAL INSPECTION AT SCRUTINEERING

- Install the cables loosely using only a few cable ties and in such a way that they can be clearly checked at scrutineering.
- Only **after** you receive **APPROVAL** from the Scrutineer and/or the GPS Technician, you can fully fasten the cables onto the vehicle using cable ties. **DO NOT** overuse cable ties!
- **DO NOT** use insulating or any other tape to group the cables.

IMPORTANT! DO NOT PLACE THE CABLES FOR THE SYSTEM IN DIFFICULT OR HIDDEN PLACES (INSIDE THE DASHBOARD OR HARD TO REACH LOCATIONS). THE INSTALLATION WILL BE CHECKED TO ENSURE THE SYSTEM AND ADDITIONAL COMPONENTS ARE PROPERLY INSTALLED AND OPERATIONAL AT SCRUTINEERING AND IF REQUIRED, YOU WILL NEED TO REROUTE THE WIRING.

STEP 8 – WATCH THE VIDEO OF HOW TO USE THE SYSTEM

BATTERY STATUS

- - EXTERNAL POWER
- - NO EXTERNAL POWER
- - (BLINKING) INT. BATTERY EMPTY

RADIO STATUS

- - RADIO OK
- - SLEEP MODE, NO RADIO

OVERTAKE FUNCTION

DANGER BEACON



EMERGENCY SOS BEACON

- PRESS AND HOLD UNTIL ACTIVATED

CONFIRM / QUIT BUTTON

- On the following link, you can learn how to operate with the Com-Box:

<https://www.youtube.com/watch?v=6hSXuu6DcyE>





STEP 9 – RETURNING THE SYSTEM




When it's time for you to return the system from your vehicle you **MUST** do this in the following order:

- First disconnect the negative (-) wire, then disconnect the positive (+) wire from the cable from your vehicle's battery at the female quick connect terminals.
- Second disconnect the COM-BOX - TRACKER cable
- Third disconnect the Buzzer – COM-BOX cable



IMPORTANT! WHEN YOU RETURN THE SYSTEM TO THE GPS DESK, YOUR EQUIPMENT WILL BE CHECKED FOR DAMAGE & DEFECTS AND IF FOUND – YOU WILL BE REQUIRED TO PAY FOR THE DAMAGE TO THE EQUIPMENT ACCORDING TO THE GEOTRAQ PARTS LIST!

Appendix 6 Instructions for the use of the car-to-car communication system

BATTERY STATUS

-  - EXTERNAL POWER
-  - NO EXTERNAL POWER
-  - (BLINKING) INT. BATTERY EMPTY

RADIO STATUS

-  - RADIO OK
-  - SLEEP MODE, NO RADIO

OVERTAKE FUNCTION

DANGER BEACON



EMERGENCY SOS BEACON

- PRESS AND HOLD UNTIL ACTIVATED

CONFIRM / QUIT BUTTON

- On the following link, you can learn how to operate with the Com-Box:

<https://www.youtube.com/watch?v=6hSXuu6DcyE>





AND NAV-GPS

USER MANUAL

Release version: May 2024



IRIS - COMPONENTS

IRIS Device



Mounting Bracket



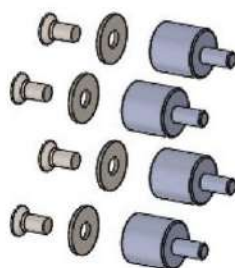
Power Cable



Cable Clamp



Rubber Mounts





MINI

NAV-GPS


**MOUNTING
INSTRUCTIONS**

CARS

IRIS MINI - COMPONENTS

Front side

Device Dimensions
without the alluminium
holder 174.4 / 82 / 19.2 mm



Back side

IRIS device with
alluminium holder
and ready mounted
bracket



Mounting hardware
for Roll Cage



or

Mounting hardware
with L-shape bracket



MOUNTING OPTION 1

Mounting hardware

IRIS device - always mounted
in Landscape orientation



MOUNTING OPTION 2

Mounting hardware

IRIS device - always mounted
in Landscape orientation

